




Please cite the Published Version

Loughran, Kirsti J , Emerson, Jonathan, Avery, Leah, Suri, Sophie, Flynn, Darren, Kaner, Eileen, Rapley, Tim, Martin, Denis, McPhee, Jamie , Fernandes-James, Caroline and Harrison, Samantha L  (2024) Exercise-based interventions targeting balance and falls in people with COPD: a systematic review and meta-analysis. *European Respiratory Review*, 33 (172). 240003 ISSN 0905-9180

DOI: <https://doi.org/10.1183/16000617.0003-2024>

Publisher: European Respiratory Society (ERS)

Version: Published Version

Downloaded from: <https://e-space.mmu.ac.uk/635997/>

Usage rights:  [Creative Commons: Attribution-Noncommercial 4.0](https://creativecommons.org/licenses/by-nc/4.0/)

Additional Information: This is an open access article which first appeared in *European Respiratory Review*

Data Access Statement: Extracted data used for analyses are available from the lead author on request.

Enquiries:

If you have questions about this document, contact openresearch@mmu.ac.uk. Please include the URL of the record in e-space. If you believe that your, or a third party's rights have been compromised through this document please see our Take Down policy (available from <https://www.mmu.ac.uk/library/using-the-library/policies-and-guidelines>)



Exercise-based interventions targeting balance and falls in people with COPD: a systematic review and meta-analysis

Kirsti J. Loughran ¹, Jonathan Emerson ¹, Leah Avery ¹, Sophie Suri ^{1,2}, Darren Flynn ³, Eileen Kaner ⁴, Tim Rapley ⁵, Denis Martin ¹, Jamie McPhee ⁶, Caroline Fernandes-James ⁷ and Samantha L. Harrison ¹

¹School of Health and Life Sciences, Teesside University, Middlesbrough, UK. ²NIHR Applied Research Collaboration, North East and North Cumbria, Middlesbrough, UK. ³Department of Nursing, Midwifery and Health, Faculty of Health and Life Sciences, Northumbria University, Newcastle upon Tyne, UK. ⁴Population Health Sciences Institute, Newcastle University, Newcastle upon Tyne, UK. ⁵Department of Social Work, Community Wellbeing and Education, Northumbria University, Newcastle upon Tyne, UK. ⁶Department of Sport and Exercise Sciences, Manchester Metropolitan University Institute of Sport, Manchester, UK. ⁷Respiratory Department, University Hospital of North Tees, North Tees & Hartlepool NHS Foundation Trust, Hardwick, UK.

Corresponding author: Samantha L. Harrison (s.l.harrison@tees.ac.uk)



Shareable abstract (@ERSpublications)

There is only weak evidence for exercise-based interventions improving balance in people with COPD to levels that are clinically meaningful, and the effect on falls is unknown. Designing future interventions to include theory-linked BCTs might be useful. <https://bit.ly/4cuqDXm>

Cite this article as: Loughran KJ, Emerson J, Avery L, *et al.* Exercise-based interventions targeting balance and falls in people with COPD: a systematic review and meta-analysis. *Eur Respir Rev* 2024; 33: 240003 [DOI: 10.1183/16000617.0003-2024].

Copyright ©The authors 2024

This version is distributed under the terms of the Creative Commons Attribution Non-Commercial Licence 4.0. For commercial reproduction rights and permissions contact permissions@ersnet.org

Received: 6 Jan 2024
Accepted: 19 March 2024

Abstract

Introduction This review quantifies the mean treatment effect of exercise-based interventions on balance and falls risk in people with COPD.

Methods A structured search strategy (2000–2023) was applied to eight databases to identify studies evaluating the impact of exercise-based interventions (≥ 14 days in duration) on balance or falls in people with COPD. Pooled mean treatment effects (95% confidence intervals (CIs), 95% prediction intervals (PIs)) were calculated for outcomes reported in five or more studies. Inter-individual response variance and the promise of behaviour change techniques (BCTs) were explored.

Results 34 studies ($n=1712$) were included. There were greater improvements in balance post intervention compared to controls for the Berg Balance Scale (BBS) (mean 2.51, 95% CI 0.22–4.80, 95% PI –4.60–9.63), Timed Up and Go (TUG) test (mean –1.12 s, 95% CI –1.69––0.55 s, 95% PI –2.78–0.54 s), Single-Leg Stance (SLS) test (mean 3.25 s, 95% CI 2.72–3.77 s, 95% PI 2.64–3.86 s) and Activities-specific Balance Confidence (ABC) scale (mean 8.50%, 95% CI 2.41–14.58%, 95% PI –8.92–25.92%). Effect on falls remains unknown. Treatment effects were larger in male *versus* mixed-sex groups for the ABC scale and SLS test, and in balance training *versus* other exercise-based interventions for the BBS and TUG test. Falls history was not associated with changes in balance. Meta-analysis of individual response variance was not possible and study-level results were inconclusive. Eleven promising BCTs were identified (promise ratio ≥ 2).

Conclusion Evidence for the effect of exercise-based interventions eliciting clinically important improvements in balance for people with COPD is weak, but targeted balance training produces the greatest benefits. Future exercise interventions may benefit from inclusion of the identified promising BCTs.

Introduction

A larger proportion of people with COPD experience falls attributable to poor balance compared with healthy older adults (24–30% COPD *versus* 12% non-COPD) [1–3]. Exercise is most often delivered to people with COPD in the form of pulmonary rehabilitation (PR) [4]. Despite the American Thoracic Society and the European Respiratory Society recommending that balance is assessed in people with COPD, balance training as a form of exercise is not routinely included in PR, with the focus being on symptoms of breathlessness [4].



There is a growing body of literature supporting the utility of balance training for people with COPD; however, the conclusions drawn from these studies are limited by small sample sizes ($n \leq 50$ in 72% of randomised controlled trials (RCTs) included in a previous review) [5]. A 2020 systematic review of the evidence concluded that exercise, and specifically balance training, had a positive effect on balance in people with COPD [5]. However, a meta-analysis to pool the effect of these studies has not been performed; consequently, the effect of exercise-based interventions on balance and falls remains unclear [5]. Furthermore, research to date has focused on the mean effect of exercise-based interventions for people with COPD, and little attention has been afforded to elucidating how or why interventions are effective or not. Exercise-based interventions are complex and require people to make changes to their behaviour (*e.g.* engaging in prescribed balance training). The Behavior Change Technique Taxonomy v1 (BCTTv1), which comprises 93 hierarchically clustered behaviour change techniques (BCTs), has been recommended as a helpful way to report the active components of behavioural interventions [6].

The main objective of this systematic review with meta-analysis was to quantify the pooled mean treatment effect of exercise-based interventions (including but not limited to PR) on balance and falls risk in people with COPD. In addition, we sought to understand if true inter-individual differences in response to treatment (response heterogeneity) exist [7] and what active ingredients, including BCTs, are associated with improved outcomes.

Methods

This review protocol was registered on PROSPERO in August 2021 (CRD42021262626) and adheres to the Preferred Reporting Items for Systematic Reviews and Meta-Analyses (PRISMA) guidelines [8].

Six members of a support group for people with chronic breathlessness, Breathe Easy (Darlington, UK), were consulted about the concept of the review and interpretation of findings.

Search strategy and study selection

A structured search strategy was developed in collaboration with an information specialist in August 2021 and was updated in January 2023. It consisted of key words (including proximity searching) combined with MeSH headings. The search strategy (supplement 1) was applied to the following databases: MEDLINE, AMED, Web of Science, Embase, CINAHL, PEDro, EThOS and the Cochrane Library. The search was supplemented with hand and citation searching.

Inclusion criteria were informed by the PICOS framework as follows. The population (P) comprised adults (≥ 18 years) with a confirmed diagnosis of COPD, including those post-acute exacerbation and in a stable state. The intervention (I) comprised exercise-based interventions (≥ 14 days in duration, with or without explicit balance content), inclusive of PR and those delivered alongside adjunctive therapies (*e.g.* whole bodyweight vibration). The primary end-point was defined as immediately post the intervention period. The comparator (C), where applicable, included usual care or a comparator intervention. The outcomes (O) were balance or falls. The study design (S) included RCTs, pilot RCTs, non-RCTs and prospective single group pre–post studies. The search results were limited to the year 2000 onwards, which coincided with the publication date of the British Thoracic Society statement on PR [9].

Two reviewer pairs (KJL and SLH or KJL and CFJ) independently screened the titles and abstracts of articles returned by the search for eligibility. The same pair of reviewers independently reviewed full-text articles using a study selection form. Any disagreements were resolved by discussion.

Data extraction and risk of bias assessment

A data extraction form was designed and refined using five included studies. Data extracted were study characteristics, participant characteristics according to PROGRESS-PLUS [10] and disease-related factors (*e.g.* severity of COPD and any comorbidities). Any analyses examining equity effects (*i.e.* impact of individual participant characteristics, according to PROGRESS-PLUS, on the effect of an intervention) were included in data extraction [11, 12]. Details of interventions were extracted with reference to the TIDieR checklist [13].

Mean treatment effects (intervention minus control) were extracted from the mean change between baseline and follow-up along with the corresponding standard deviation (SD). Where change scores were not reported (mean \pm SD), they were calculated from the *f*-ratio, using the *t*-ratio to derive the standard error (SE). If no information on mean change was reported/available, post intervention-only units were extracted.

Two reviewer pairs (SLH and DF or SLH and KJL) independently coded the presence of theory-linked BCTs for patient and interventionist training interventions reported in studies using the BCTTv1 [6]. One coder (DF) was an experienced coder and provided guidance. SLH and KJL accessed BCT coding training via the BCT taxonomy website (www.bct-taxonomy.com) [14].

SLH and KJL independently assessed treatment fidelity using a treatment fidelity assessment template [15] and implementation strategies using Expert Recommendations for Implementing Change (ERIC) [16].

Methodological risk of bias was independently assessed and reported in accordance with the Cochrane Handbook [17]. Reviewer pairs performed the quality assessment using the Risk of Bias 2 (RoB 2) for RCTs (SLH and KJL) and Risk of Bias In Non-randomised Studies – of Interventions (ROBINS-I) tool for non-RCTs (JE and SS) [18, 19]. A Grading of Recommendations Assessment, Development and Evaluation (GRADE) approach was used to summarise the quality of evidence for outcomes included in the meta-analysis.

Data analysis and synthesis

Statistical analyses were executed using random effects restricted maximum-likelihood models in Stata and R (v4.3.0, www.r-project.org; metafor v4.2.0) [20].

Pooled treatment effects (mean, 95% confidence intervals (CIs) and 95% prediction intervals (PIs) (using t and SE)) were calculated for balance outcomes reported in five or more studies [21]. PIs convey how the effect size varies across studies. This is important because although an intervention may on average have a moderate clinical impact for all studies, the impact may be large in some studies while being trivial in others [22]. A mixed approach, as described above, was used to calculate the mean treatment effect (intervention minus control) in each study together with its SE . An attempt was made to query a data reporting error in one study; however, no response was received [23] and data were taken on face value.

Random effects meta-analyses were undertaken using the Hartung and Knapp approach [24]. The Tau statistic was used to quantify between-study heterogeneity [25]. The probability that the mean treatment effect in a future study would exceed the minimal clinically important difference (MCID) (or minimal detectable change when MCID was not available) was calculated using estimated effect size, Tau, SE and t [26, 27].

Exploratory meta-regression was undertaken to quantify the extent to which sex, falls history and treatment type were associated with differences in changes in balance. A funnel plot was used to assess small study bias (publication bias) for outcomes reported in ≥ 10 studies included in the meta-analysis [28]. The Eggers statistical test for funnel plot asymmetry was also performed.

A planned meta-analysis of the variance in individual response was not possible owing to the limited number of studies reporting the SD of the change scores. Imputation using the correlation coefficient was deemed inappropriate [29]. Instead, where possible, inter-individual differences were reported at the study level using the SD of change (SD_{change}) after adjusting for random within-subject variability using the equation $\sqrt{(SD^2_{\text{intervention}} - SD^2_{\text{control}})}$ and its 95% CIs. The 95% CIs were constructed from the derived SE for the true individual response variance, relaxing the zero bound on variances. The SE for the true individual response variance was derived from the SD of the change scores in each group and their degrees of freedom [7, 30, 31]. In one instance [32], the SD was derived from the interquartile range (IQR), based on a normal distribution and using a corrected denominator for small sample sizes $(Q3 - Q1)/1.24$ [33].

The association of BCTs within exercise-based interventions with improvements in balance outcomes was explored by first grouping interventions into three levels of promise (very, quite and none) according to statistically significant within-group or between-group changes in balance. Second, a promise ratio was calculated by summing up the very or quite promising interventions featuring a specific BCT and dividing this by the number of non-promising interventions featuring the same BCT. BCTs with a promise ratio of ≥ 2 were classified as promising [34, 35].

Results

Initial searches returned 2880 results, of which 1306 were duplicates. Titles and abstracts were screened, generating 1574 unique articles. A total of 75 full-text articles were assessed for eligibility (with no additional titles identified by citation searching) and 34 were included in the review (figure 1). Study characteristics and intervention details are reported in tables 1 and 2. While all studies reported age and most reported sex, other equity characteristics, defined according to PROGRESS-PLUS (*e.g.* ethnicity,

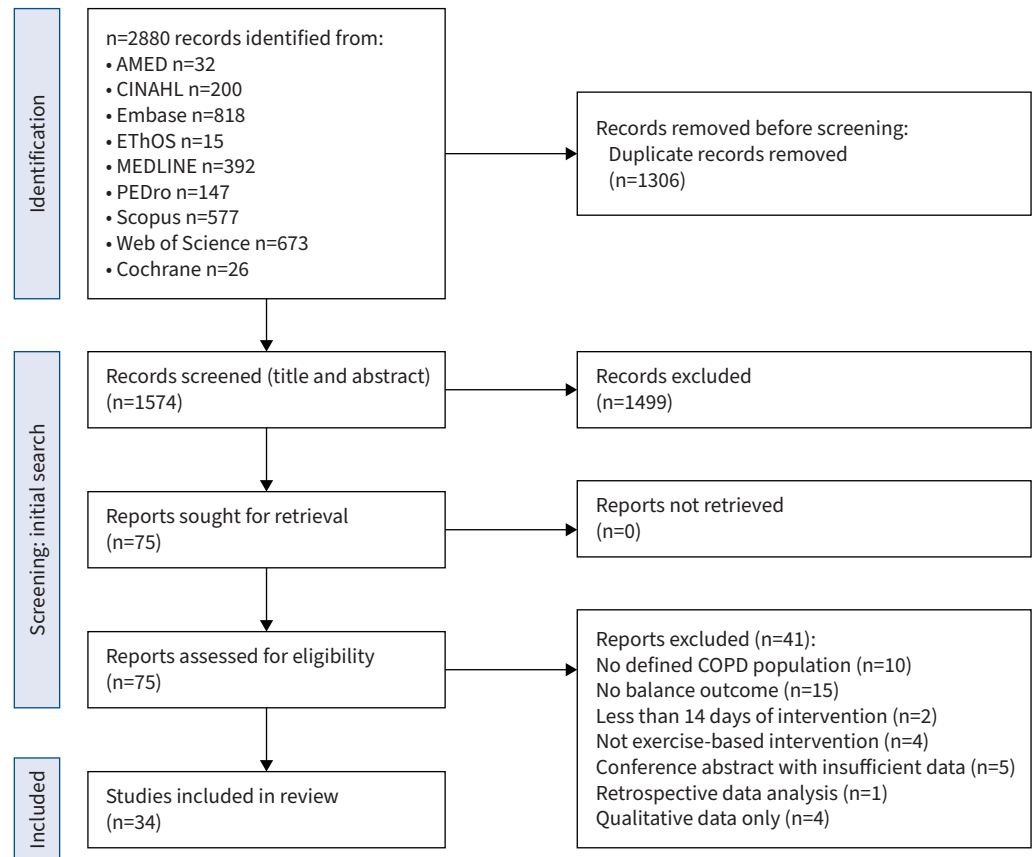


FIGURE 1 Preferred Reporting Items for Systematic Reviews and Meta-Analysis (PRISMA) flow diagram.

socioeconomic status) were not reported and no studies investigated the impact of characteristics on the intervention effect.

A summary of risk of bias assessment is presented in figure 2. A GRADE summary of the quality of evidence is presented for the outcomes included in the meta-analysis (supplement 2). The certainty of evidence was downgraded for all outcomes (Berg Balance Scale (BBS), Timed Up and Go (TUG) test, Single-Leg Stance (SLS) test and Activities-specific Balance Confidence (ABC) scale). Risk of bias and imprecision were both downgraded by one, resulting in a low certainty of evidence, and inconsistency was downgraded by one for the ABC scale, resulting in a very low certainty of evidence for this outcome.

Meta-analysis

Meta-analysis was possible for the following balance outcomes (figure 3): BBS (nine studies), TUG test (10 studies), SLS test (six studies) and ABC scale (six studies). The pooled mean treatment effect indicates greater improvement in the intervention group compared to the control for the BBS total score (n=446) (mean 2.51, 95% CI 0.22–4.80, 95% PI –4.60–9.63, p=0.04), TUG duration (n=470) (mean –1.12 s, 95% CI –1.69– –0.55 s, 95% PI –2.78–0.54 s, p=0.002), SLS duration (n=303) (mean 3.25 s, 95% CI 2.72–3.77 s, 95% PI 2.64–3.86 s, p=0.001) and ABC score (n=332) (mean 8.50%, 95% CI 2.41–14.58%, 95% PI –8.92–25.92%, p=0.02). The probability that the mean treatment effect in a future study would exceed the MCID (or minimal detectable change for SLS) was 46% for the BBS (>3), 43% for TUG test (<–1.5 s), 30% for the SLS test (>4 s) and 40% for the ABC scale (>13%) [62, 68, 69].

Studies reporting balance outcomes that could not be pooled for meta-analysis (n=9 non-RCT and n=13 RCTs) are summarised narratively [23, 36–41, 43, 44, 46, 47, 50, 51, 54, 59, 60, 62–67].

Three non-RCTs used the BBS [54, 64, 66]. Improvements were observed after a 6-month home-based falls prevention programme (mean±SD pre 49.3±5.9, 6-month post 51.8±5.0, p=0.02) [54] and following an 8-week

TABLE 1 Study characteristics

| First author, year [ref.] | Setting | Population | | | | | | | | | | | | | |
|-------------------------------------|------------|----------------------|---------------|----------------------------------|-------------------|----------------------|-------|--------------------------------|-----------------|------------------|------------------|--------------------------|--------------------------|------------------|----|
| | | Age (years) | | BMI (kg·m ⁻²) | | Sex (% male) | | FEV ₁ (% predicted) | | 6MWD (m) | | Dropouts (n) | | Subjects (n) | |
| | | I | C | I | C | I | C | I | C | I | C | I | C | I | C |
| Randomised controlled trials | | | | | | | | | | | | | | | |
| ACHECHE, 2020 [36] | NR | 63±4 | 62±6 | 24.09±5.97 | 25.14±5.68 | 100 | 100 | 54.13±19.85 | 54.80±15.74 | 418±105 | 427±61 | 3 | 4 | 22 | 20 |
| BEAUCHAMP, 2013 [37] | Inpatient | 72±5 | 67±9 | 27.2±9.3 | 23.9±6.5 | 33 | 44 | 39.90±13.2 | 35.40±17.5 | NR | NR | 2 | 1 | 19 | 17 |
| DE CASTRO, 2020 [38] | Outpatient | 65±7 | 66±8 | 25.3±5.1 | 26.0±5.2 | NR | NR | 36.2±8.4 | 38.0±6.3 | 349±68 | 360±73 | 4 | 5 | 24 | 24 |
| GLOECKL, 2017 [39] | Inpatient | 65±8 | 63±9 | 25.2±5.2 | 25.6±6.3 | 73 | 62 | 33.6±8.5 | 36.6±11.7 | 335±107 | 350±104 | 8 | 5 | 37 | 37 |
| GLOECKL, 2021 [40] | Inpatient | 65±7 | 66±8 | 25.3±5.1 | 26.0±5.2 | NR | NR | 36.2±8.4 | 38.0±6.3 | 349±68 | 360±73 | 4 | 5 | 24 | 24 |
| LEUNG, 2013 [41] | Outpatient | 73±8 | 73±7 | 27.8±4.3 | 27.2±4.8 | 65 (whole cohort) | | 55.6±15.5 | 62.7±16.0 | NR | NR | 3 | 1 | 19 | 19 |
| MARQUES, 2015 [42] | Outpatient | 69±7 | 66±13 | 27.2±4.6 | 28.9±5.5 | 81.8 | 50 | 67±22.4 | 74.3±21.7 | 410±60 | 397±122 | 6 | 8 | 22 | 20 |
| MEKKI, 2019 [23] | Outpatient | 60±5 | 60±3 | 25.6±0.7 | 25.6±0.5 | 100 | 100 | 57.7±14.4 | 57.1±10.2 | 503±29 | 503±31 | 5 | 10 | 25 | 20 |
| MKACHER, 2015 [43] | Outpatient | 58±4 | 61±3 | 24.1±3.8 | 25.2±2.6 | 100 | 100 | 39.4±10.3 | 38.6±8.6 | 446±23 | 448±23 | 0 | 0 | 35 | 33 |
| MOUNIR, 2019 [44] | NR | 63±2 | 62±2 | 24.85±2.22 | 24.95±2.38 | 100 | 100 | 63.62±5.64 | 61.58±8.51 | 296±42 | 370±51 | NR | NR | 24 | 24 |
| RINALDO, 2017 [45] | Outpatient | 66±5 | 66±4 | 29.9±4.4 | 28.4±5.7 | 100 | 100 | 72.2±18.8 | 60.1±24.3 | 519±72 | 455±110 | 2 | 2 | 12 | 12 |
| SPIELMANN, 2017 [32] | NR | 69 (65–73) | 70 (66–78) | 27.2 (24.6–34) | 30.6 (29–32.5) | 50 | 53.8 | 63.0 (39.3–71) | 52.0 (43–73) | 507 (440–595) | 490 (410–608) | 1 | 1 | 15 | 14 |
| REDDY, 2020 [46] | NR | 55±3 | 55±5 | NR | NR | 80 | 70 | NR | NR | 332±7 | 311±16 | NR | NR | 10 | 10 |
| REDDY, 2021 [47] | NR | 53±4 | 52±5 | NR | NR | 78.78 | 82.25 | 67.2±22.3 | 69.6±23.7 | 303±16 | 310±16 | NR | NR | 66 | 62 |
| CHARUSUSIN, 2021 [48] | Outpatient | 66±8 | 69±5 | 25.4±4.5 | 21.4±4.6 | 71.4 | 71.4 | 51.2±17.4 | 61.6±30.1 | 335±107 | 290±96 | 0 | 0 | 7 | 7 |
| CHUATRAKON, 2022 [49] | Home based | 75±5 | 75±7 | 19.4±3.5 | 17.9±4.0 | 83 | 50 | 62.9±17.4 | 53.3±17.7 | 298±37 | 236±104 | 0 | 0 | 24 | 24 |
| EZZAT, 2021 [50] | NR | 52±5 | 52±5 | 29.98±2.95 | 30.32±3.66 | 56.7 | 56.7 | NR | NR | NR | NR | NR | NR | 30 | 30 |
| KAYA, 2023 [51] | Home based | 65±6 | 65±9 | 25.14±3.73 | 25.94±4.26 | 83.3 | 83.3 | NR | NR | 469±99 | 439±112 | 0 | 0 | 12 | 12 |
| LOPEZ-LOPEZ, 2021 [52] | Inpatient | GEG 75±7 FEG 76±9 | 71±9 | GEG 25.41±4.88 FEG 23.65±6.25 | 26.29±3.69 | GEG 92.3 FEG 85.7 | 93.3 | NR | NR | NR | NR | 0 | 0 | GEG 13 FEG 14 | 16 |
| TOUNSI, 2021 [53] | NR | 62±5 | 63±4 | 23.13±4.37 | 23.41±5.19 | 100 | 100 | 37±7 | 39±9 | 426±91 | 428±129 | 0±1 stopped intervention | 0±2 stopped intervention | 17 | 18 |

Continued

TABLE 1 Continued

| First author, year [ref.] | Setting | Population | | | | | | | | | | | | | |
|---|-------------------|---------------|---------------------|---------------------------|---------------------|--------------|----|--------------------------------|------------|------------------|------------------|--|---|--|----|
| | | Age (years) | | BMI (kg·m ⁻²) | | Sex (% male) | | FEV ₁ (% predicted) | | 6MWD (m) | | Dropouts (n) | | Subjects (n) | |
| | | I | C | I | C | I | C | I | C | I | C | I | C | I | C |
| Non-randomised controlled trials | | | | | | | | | | | | | | | |
| BEAUCHAMP, 2021 [54] | Home based | 74±6 | | 26.2±9.9 | | 36.2 | | 40.5±13.8 | | 319±109 | | 11 | | 36 | |
| BEAUCHAMP, 2010 [55] | Inpatient | 70±10 | | 29.2±7.8 | | 58.6 | | 46.3±22.3 | | 295±92 | | 4 | | 29 | |
| HARRISON, 2019 [56] | Inpatient | 69±10 | | 29.7±9.9 | | 53 | | 38.2±14.7 | | NR | | During PR: 8 Post PR: 5 Post 3-month FU: 6 Post 6-month FU: 5 | | Post PR Ax: 32 3-month Ax: 17 6-month Ax: 11 12-month Ax: 6 | |
| HARRISON, 2015 [57] | In and outpatient | 73±6 | | 28±8 | | 42.1 | | 41±16 | | NR | | 9 | | 19 | |
| JACOME and MARQUES 2014 [58] | Outpatient | 68±10 | | 28.7±5.0 | | 59.3 | | 83.8±6.4 | | 432±76 | | 4 | | 29 | |
| LUI, 2019 [59] | In and outpatient | 62±8 | | 26.9±5.2 | | 56.8 | | 55.9±19.7 | | 512±67 | | 0 | | 44 | |
| MARQUES, 2015 [60] | Outpatient | 68±12 | | 28.4±6.0 | | 59.1 | | 72.2±22.3 | | 376±95 | | 12 | | 22 | |
| MARQUES, 2015 [61] | Outpatient | 70±8 | | NR | | 77.8 | | 69±25 | | 394±46 | | 1 | | 9 | |
| MESQUITA, 2016 total group [62] | In and outpatient | 64±9 | | 26.2±5.8 | | 55 | | 49±20 | | 430±120 | | 92 | | 378 | |
| MINET, 2015 [63] | Home based | 69±9 | | 23.0±5.0 | | 13.5 | | 27.1±12.5 | | NR | | 13 | | 50 | |
| OZSOY, 2021 [64] | NR | 78 (72–85) | 75.0 (70.0–79.0) | 24.9 (24.1–29.4) | 27.1 (24.3–28.8) | 58 | 57 | 57.2±12.2 | 101.3±26.5 | 350 (280–394) | 455 (359–490) | 3 | 2 | 22 | 23 |
| PICHON, 2012 [65] | Inpatient | 68±8 | | 26.3±5.8 | | 64.7 | | 40.8±13.8 | | 327±100 | | 2 | | 17 | |
| W SHAH, 2019 [66] | Outpatient | 73±8 | | 26.6±4.3 | | 30 | | 43.2±18.8 | | 339±74 | | 1 | | 23 | |
| BERRIET, 2022 [67] | Inpatient | 4±9 | | 26.75±5.8 | | 63.5 | | 42.2±17.1 | | 387±113 | | 8 | | 82 | |

Data are presented as mean±SD or median (interquartile range), unless otherwise indicated. BMI: body mass index; FEV₁: forced expiratory volume in 1 s; 6MWD: 6-min walk distance at baseline; I: intervention; C: control; NR: not reported; FEG: functional electrostimulation group; GEG: global exercise group; PR: pulmonary rehabilitation; FU: follow-up; Ax: assessment.

TABLE 2 Study interventions

| First author, year [ref.] | Total duration (weeks) | Total sessions (n) | Session duration (mins) | Total duration (n × duration) | Exercise intervention | Control | Adverse events | Fidelity check | Balance outcomes used |
|-------------------------------------|------------------------|--------------------|-------------------------------|--------------------------------------|---|--|----------------|----------------------------------|--------------------------|
| Randomised controlled trials | | | | | | | | | |
| ACHECHE, 2020 [36] | 24 | 72 | 85 | 6120 | Endurance and resistance training with NMES | Endurance and resistance training | NR | NR | BBS, TUG, posturography |
| BEAUCHAMP, 2013 [37] | 6 | 18 | 30 | 540 | PR with balance training | PR | None | Pilot tested trial on 2 patients | BBS, BESTest |
| DE CASTRO, 2020 [38] | 12 | 36 | 60 | 3780 | Water-based endurance and resistance training | Land-based endurance and resistance training | None | NR | TUG, posturography |
| GLOECKL, 2017 [39] | 3 | 9 | 60 | 540 | PR with WBVT | PR | None | NR | Posturography |
| GLOECKL, 2021 [40] | 3 | 9 | 20 | 180 | PR with balance training on WBVT | Balance exercises on a balance board alongside standard PR | None | NR | Posturography |
| LEUNG, 2013 [41] | 12 | 24 | 60 (+30 unsupervised at home) | 1440 supervised 1800 unsupervised | Short-form Sun-style Tai Chi | Usual care no exercise training | None | NR | Body sway |
| MARQUES, 2015b [42] | 12 | 36 | 60 | 2160 | Family-based PR with balance training | PR | NR | NR | TUG |
| MEKKI, 2019 [23] | 24 | 72 | 20 | 1440 | PR with NMES | PR | NR | NR | BBS, TUG, posturography |
| MKACHER, 2015 [43] | 24 | 72 | 30 | 2106 | PR with balance training | PR | NR | NR | BBS, TUG, Tinetti, SLS |
| MOUNIR, 2019 [44] | 8 | 24 | 30 | 720 | PR with balance training, plus 30 min daily home breathing exercise programme | PR | NR | NR | BBS, BESTest |
| RINALDO, 2017 [45] | 28 | 84 | 60 | 5040 | Physical activity education | Endurance and resistance training | None | NR | SLS |
| SPIELMANN, 2017 [32] | 12 | 24 | 30 | 720 | 3×2 min isometric squat on WBVT | Calisthenics training, relaxation and breathing exercises | None | NR | BBS, SLS |
| REDDY, 2020 [46] | 8 | 24 | 20 | 480 | PR plus balance training | PR | NR | NR | BBS, TUG, SLS, ABC, EFST |
| REDDY, 2021 [47] | 8 | 24 | 20 | 480 | PR plus balance training | PR | NR | NR | BBS, TUG, SLS |
| CHARUSUSIN, 2021 [48] | 8 | 16 | 60 | 960 | Water-based exercise training | Land-based exercise training | NR | NR | TUG |

Continued

TABLE 2 Continued

| First author, year [ref.] | Total duration (weeks) | Total sessions (n) | Session duration (mins) | Total duration (n × duration) | Exercise intervention | Control | Adverse events | Fidelity check | Balance outcomes used |
|-------------------------------|------------------------------|--------------------|--|-------------------------------|---|--|--|----------------|---|
| CHUATRAKON, 2022 [49] | 8 | 24 | 65 | 1560 | Home-based PR plus balance training | Home-based PR | None | NR | TUG |
| EZZAT, 2021 [50] | 12 | NR | NR (20–30 walking but no details of other activities) | NR | WBVT-based exercise programme | Traditional PT (breathing exercises, home exercises and walking) | NR | NR | Posturography |
| KAYA, 2023 [51] | 8 | 16 | 45 | 720 | Creative dance-based exercise with chest PT | Walking programme with chest PT | NR | NR | Posturography |
| LOPEZ-LOPEZ, 2021 [52] | NR (dependent on LOS) | NR | 40 (general) | NR | Standard medical treatment (pharmacological) plus global exercise (breathing and limb exercises) or NMES | Standard medical treatment (pharmacological) | None | NR | SLS |
| TOUNSI, 2021 [53] | 8 | 24 | Treadmill training: 30 ISMT: ~10 | 1280 | ISMT plus endurance training | Endurance training | NR | NR | BBS, TUG, ABC, SLS |
| Non-randomised studies | | | | | | | | | |
| BEAUCHAMP, 2021 [54] | 26 | 78 | 40 | 3120 | Home-based balance training with physiotherapist home visits, then online video and DVD video recording support with bimonthly PT telephone support calls | PR | One fall, trip over exercise equipment, rib fracture and shoulder soft tissue injury | None | BBS, BESTest, ABC, falls diaries and fall history |
| BEAUCHAMP, 2010 [55] | 6 | NR | Endurance training: 20–30 Strength training: NR Breathing and stretching exercises: 30 | NR | PR | | NR | None | BBS, TUG |
| HARRISON, 2019 [56] | 6 | 42 | 60 | 2520 | PR with balance training | | NR | None | BBS, BESTest, ABC |
| HARRISON, 2015 [57] | 6 | 18 | 60 | 18 | PR with balance training | | None | Yes | BBS, BESTest |
| JACOME and MARQUES, 2014 [58] | 12 | 36 | 60 | 2160 | PR with balance training | | NR | None | TUG |
| LUI, 2019 [59] | 8 inpatient 16 outpatient | 40 40 | 150 90 | 600 3600 | PR | | NR | None | TUG |

Continued

TABLE 2 Continued

| First author, year [ref.] | Total duration (weeks) | Total sessions (n) | Session duration (mins) | Total duration (n × duration) | Exercise intervention | Control | Adverse events | Fidelity check | Balance outcomes used |
|---------------------------------|------------------------------|--------------------|-------------------------|-------------------------------|--|--|----------------|----------------|---|
| MARQUES, 2015 [60] | 12 | 36 | 5 | 180 | PR with balance training | | NR | None | TUG |
| MARQUES, 2015 [61] | 12 | 36 | 60 | 2160 | Family-based PR with balance training | | NR | None | TUG |
| MESQUITA, 2016 total group [62] | 8 inpatient 16 outpatient | 40 40 | 150 90 | 6000 3600 | PR | | NR | None | TUG |
| MINET, 2015 [63] | 3 | 9 | 45 | 405 | Telemedicine exercise training (endurance, resistance, mobility and breathing exercises) and counselling on energy conservation techniques | | None | None | TUG |
| OZSOY, 2021 [64] | 8 | 112 | 30 | 3360 | ISMT with diaphragmatic breathing, abdominal wall activation, core stability, dynamic trunk activation and postural control exercises | Non-COPD older adults followed same treatment protocol | NR | None | BBS, posturography |
| PICHON, 2012 [65] | 3 | 36 | 30 | 1080 | PR with outdoor walking and functional training | | NR | None | TUG, Tinetti, SLS, VAS balance confidence |
| W SHAH, 2019 [66] | 8 | 16 | 60 | 960 | Instructor led dance class | | None | None | BBS, BESTest, ABC |
| BERRIET, 2022 [67] | 4 | 20 | 30 | 600 | PR | | NR | None | Brief BESTest, FES-I, 12-month falls number |

NMES: neuromuscular electrical stimulation; NR: not reported; BBS: Berg Balance Scale; TUG: Timed Up and Go test; PR: pulmonary rehabilitation; BESTest: Balance Evaluations Systems Test; WBVT: whole bodyweight vibration training; SLS: Single-Leg Stance test; ABC: Activities-specific Balance Confidence scale; EFST: Elderly Falls Screening Test; LOS: length of stay; ISMT: inspiratory muscle training; PT: physiotherapy; VAS: visual analogue scale; FES-I: Falls Efficacy Scale–International.

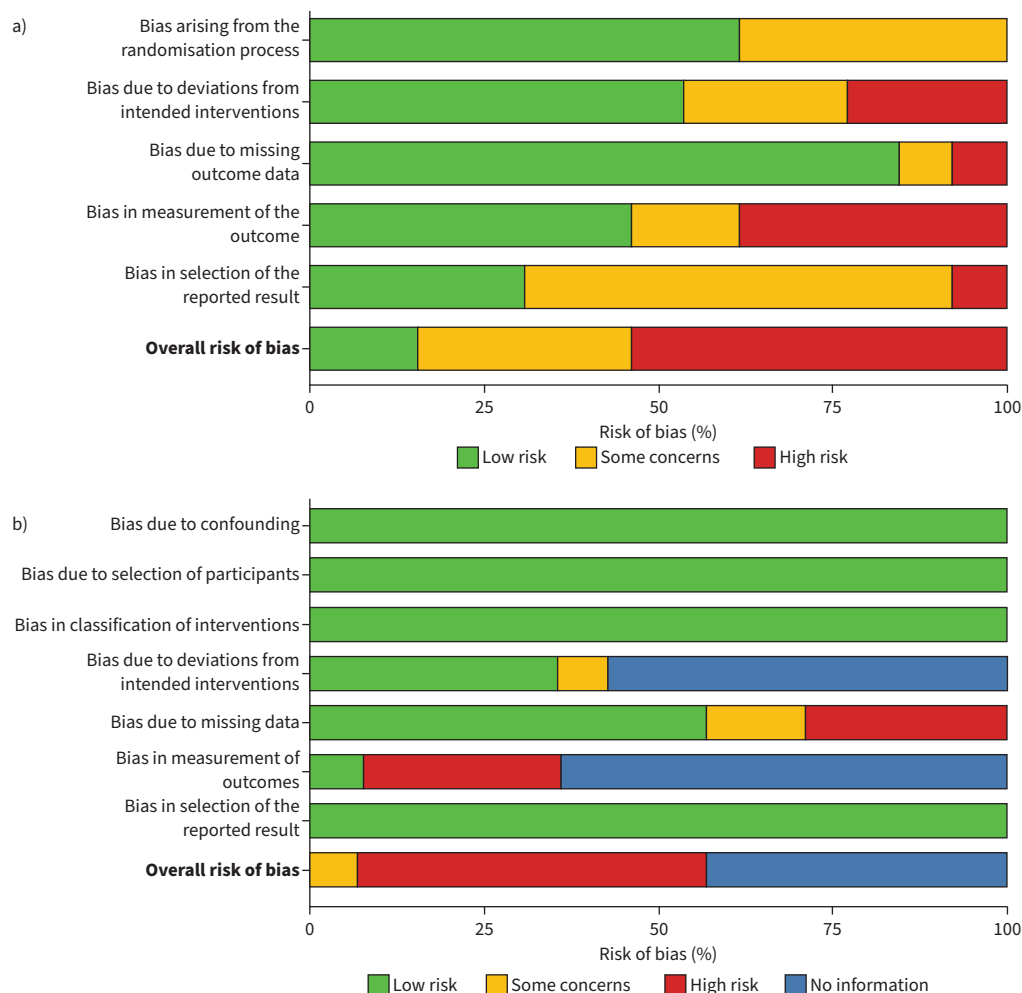


FIGURE 2 Risk of bias summary for a) randomised trials using the revised Risk of Bias 2 (ROB 2) tool and b) non-randomised studies using the Risk of Bias in Non-randomised Studies - of Interventions (ROBINS-I) tool.

exercise and inspiratory muscle training programme (mean effect±SD 2.7±1.8, p<0.001) [64]. However, no change was observed following an 8-week dance intervention (mean change±SD 0.75±2.4, p=0.79) [66].

Five non-RCTs reported the TUG test [59, 60, 62, 63, 65]. Four observed improvements following interventions ranging from three to 16 weeks, including telemedicine (median pre 9.35, IQR 7.16–12.62; post 8.34, IQR 6.27–11.12; p<0.01), inpatient PR with gymnastic activity (mean change±SD -1.9±1.4, 95% CI -1.1–2.6, p<0.0001) and PR alone (effect size (ES) 0.16, mean change -0.5, 95% CI -0.6– -0.3, p<0.0001) or PR with balance training (mean change±SD -1.7±1.4, 95% CI -2.3– -1.1, p=0.001) [60, 62, 63, 65]. One study reported no change following 8 weeks of PR (mean±SD pre 8.8±1.3, post 8.7±1.1, p=0.65) [59].

Four studies employed the Balance Evaluations Systems Test (BESTest) [37, 44, 54, 66]. Between-group differences were observed in two RCTs investigating PR with balance training in favour of the balance training groups (mean difference 9.6, 95% CI 3.9–15.3, p<0.01) (time × group f-value=147.82, p=0.002) [37, 44] and within-group improvements were seen in non-RCTs after a 6-month home-based falls prevention programme (mean difference±SD baseline 65.5±12.6, 6-month post 76.0±12.3, p=0.001) and 8 weeks of dance (ES 1.29, mean difference±SD 7.2±5.6, p<0.001) [54, 66].

The Tinetti balance assessment tool was used in two studies [43, 65]. Between-group differences in post scores were seen in favour of PR with balance training delivered for 6 months (mean±SD post scores for intervention 27.6±0.3 and control 24.7±0.3, p<0.01) [43], and no difference was reported for within-group Tinetti scores after 21 days of PR with gymnastic activity (median pre to post difference 0, IQR 0–1, p-values not provided) [65].

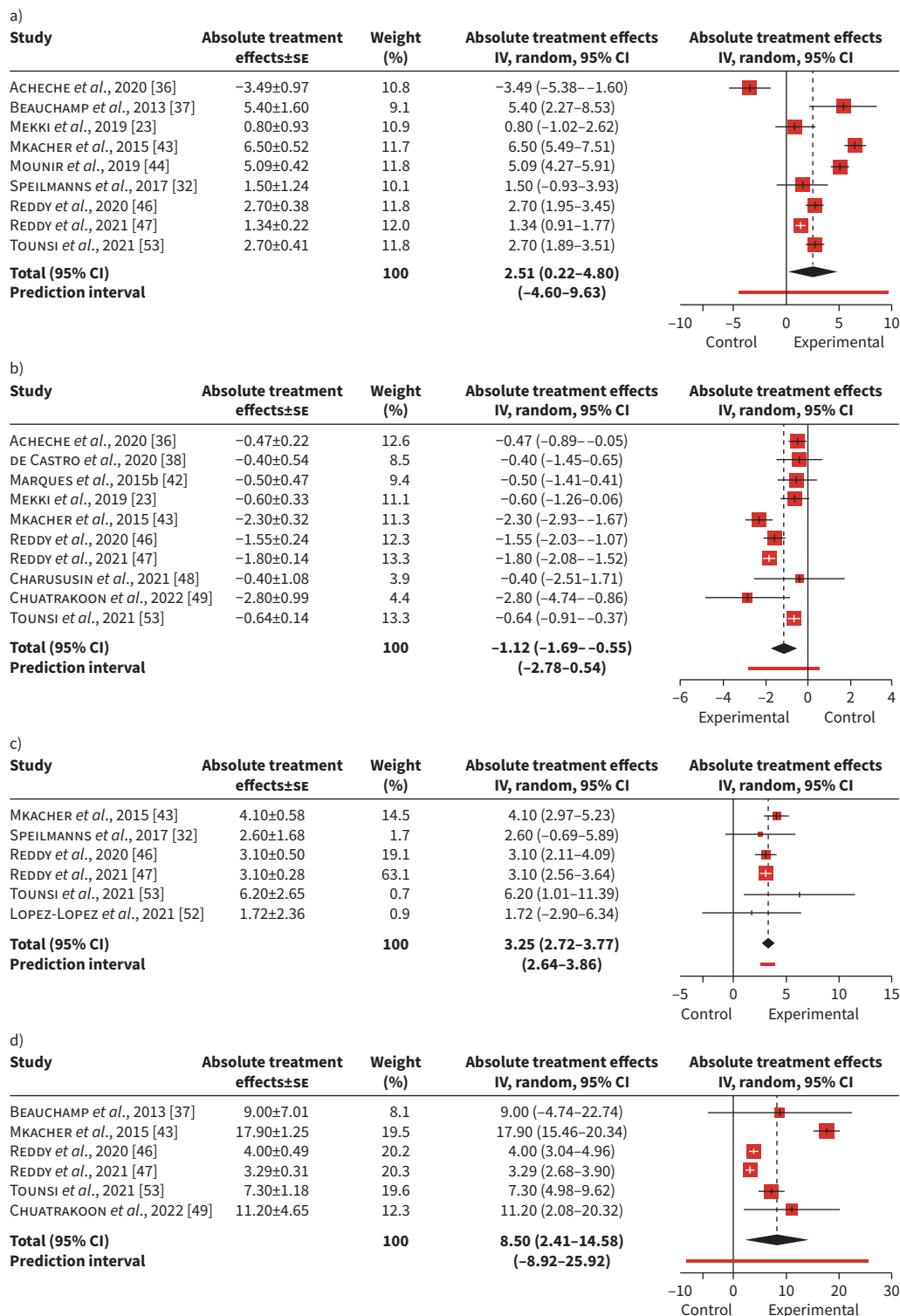


FIGURE 3 Pooled mean treatment effects (intervention minus control) of exercise-based interventions on balance outcomes for people with COPD. a) Berg Balance Scale total score; b) Timed Up and Go duration (s); c) Single-Leg Stance duration (s); d) Activities-specific Balance Confidence scale (%).

A RCT reported a between-group difference in favour of the intervention group for functional reach distance (mean change) pre to post 12 weeks of Sun-style Tai Chi (between-group mean difference 5.4 cm, 95% CI 3–8 cm, p-values not reported) [41].

Three studies reported falls-related outcomes. Two RCTs reported a between-group difference in favour of the intervention group for the Elderly Falls Screening Test (lower scores indicate lower risk of falls) after 8 weeks of PR with balance training (mean \pm SD intervention group pre 3.80 \pm 0.42, post 0.80 \pm 0.42; control group pre 4.00 \pm 0.47, post 1.90 \pm 0.56; p <0.05 [46]; and mean \pm SD intervention group pre 2.14 \pm 0.34, post 0.80 \pm 0.45; control group pre 2.29 \pm 0.45, post 0.97 \pm 0.25; p <0.05 (difference between group mean post intervention scores p <0.0001, 95% CI -0.810–-0.550) [47]. Improvements in Falls Efficacy Scale-International (FES-I) scores (lower scores) were reported within groups following standard PR (pre to post mean difference -3.36, 95% CI -5.1–-1.6, p =0.0003) [67].

Three non-randomised studies assessed balance confidence [54, 65, 66]. One reported improvement after an 8-week dance intervention (within-group differences mean \pm SD 6.4 \pm 9.4, p =0.007) [66]. However, two reported no improvement following 6 months of a home-based falls prevention programme (mean difference \pm SD pre 65.6 \pm 24.1, post 72.6 \pm 16.0, p =0.144) [54] or 21 days of PR with gymnastic activities (mean difference 0.5 \pm 2.8, 95% CI 0.1–0.8, no p -value reported) [65].

Nine studies applied posturography [23, 36, 38–41, 50, 51, 64]. A variety of individual measurement units were reported across several different conditions, meaning it was difficult to establish the impact of exercise-based interventions on postural control in people with COPD (supplement 3).

Factors associated with an improvement in balance

Exploratory meta-regression of balance outcomes revealed that the estimate of the residual heterogeneity variance (the variance that is not explained by the predictor) for the ABC scale was moderated by study sex composition (male *versus* mixed). When participant composition was entirely male, a superior mean treatment effect was observed for the ABC scale and SLS test in comparison to mixed-sex compositions (mean effect ABC 12.80, 95% CI 5.79–19.81; SLS 1.12, 95% CI 0.26–1.98). There was no moderation effect for any other balance outcomes. No moderation was found when including those with a targeted history of falls (history of falls *versus* everyone) for any outcome. A moderation effect was found for study intervention characteristics (balance training *versus* other) for both the BBS and TUG test. Studies including balance training in addition to PR had a superior treatment effect for the BBS (4.30, 95% CI 0.50–8.10) and TUG test (-1.16, 95% CI -1.62–0.72). There was no moderation effect for the SLS test or ABC scale.

Inter-individual response variation

Inter-individual variability (SD_{change}) was derived for the BBS in four studies [23, 32, 37, 53], for the TUG test in three studies [23, 38, 53] and for the SLS test in two studies [32, 53].

Inter-individual response variability in changes in BBS scores were calculated as SD_{change} 3.9, 95% CI -2.7–6.1 [37]; -3.0, 95% CI -0.5–-4.3 [23]; and 1.3, 95% CI 0.4–1.8 [53]. In the study by SPIELMANN *et al.* [32], the IQR remained consistent at four timepoints in both groups, making the estimated variance for individual responses virtually zero.

Inter-individual response variability in changes in TUG duration were calculated as SD_{change} -0.66, 95% CI -1.2–0.8 [23]; 0.4, 95% CI -0.9–0.2 [38]; and 0.4, 95% CI -0.4–0.7 [53].

Inter-individual response variability in SLS duration were calculated as SD_{change} -6.5, 95% CI -10.1–4.0 [53] and 2.23, 95% CI -4.5–3.5 [32].

These results indicated substantial uncertainty in the SD for individual responses across all three balance outcomes, as one might expect with studies that are not powered to detect differences in change variance, so the effect is unclear.

Publication bias

Publication bias was assessed for the TUG test (≥ 10 included studies) [28]. Evaluating the studentised residuals showed that all studies fell within a range not exceeding ± 2.8 , suggesting no outliers for this model. Based on Cook's distances, no individual study seemed unduly influential and neither rank correlation nor regression tests showed signs of funnel plot asymmetry (p =0.60 and p =0.80, respectively) (supplement 4).

Behaviour change techniques

Of the BCTs, 11 interventions were rated as very promising [23, 37, 39–41, 43, 44, 49–52], 20 as quite promising [32, 36, 38, 42, 45–47, 53–55, 57, 58, 60–67] and three as non-promising [48, 56, 59] when

identifying between-group and within-group findings for balance outcomes [35, 70]. Percentage agreement for assessment of intervention promise was excellent (94%).

Percentage agreement for BCT coding was 46%. This low level of agreement was resolved during in-depth discussions between coders. Decisions were made regarding codes and were applied to future coding (e.g. if a paper referred to “psychosocial support” this was coded as social support unspecified). A total of 16 different BCTs were identified across the 34 included studies. The median number of BCTs used across all 34 interventions was four (IQR 3–5.75). Very promising interventions included one to seven BCTs (median 4.0, IQR 2.5–5.5); quite promising interventions between one and 10 BCTs (median 4.50, IQR 3–6.25); and non-promising interventions reported five, four and three BCTs respectively (median 4.0, IQR 3.5–4.5) [48, 56, 59].

11 promising BCTs (ratios ≥ 2) were identified within patient interventions (table 3). These were presented to the Breathe Easy support group members who ranked them in order of importance, with the caveat that they are best applied in combination. Credible source, instructions on how to perform the behaviour, demonstration of the behaviour and information about health consequences were ranked joint first, followed by problem-solving [6]. Monitoring behaviour by others without feedback was considered least important.

Only one study provided data on interventionist training [57]. Four BCTs were identified: feedback on behaviour, instruction on how to perform a behaviour, information about health consequences, demonstration of the behaviour and credible source (inter-rater agreement 57%).

Fidelity and implementation

One of the 34 studies reported a fidelity strategy (matched dose intensity) [49] and inter-rater reliability was 100%. Only one study reported any implementation strategies [57] (inter-rater reliability 100%). Six strategies were identified and agreed by both reviewers: change physical structure and equipment, change records, conduct educational meetings, conduct educational outreach visits, develop and implement tools for quality monitoring, and facilitate relay of clinical data to providers.

Discussion

This is the first systematic review and meta-analysis to examine the pooled treatment effect of exercise-based interventions on balance and falls in people with COPD. It is also the first study to report on promising BCTs associated with effectiveness. However, findings indicate that evidence is weak for exercise-based interventions eliciting clinically meaningful improvements in balance in people with COPD.

TABLE 3 Behaviour change technique (BCT) promise ratios

| BCTs | Promising [#] | Non-promising [¶] | Ratio ⁺ (or total of BCTs in promising interventions) ≥ 2 |
|--|------------------------|----------------------------|---|
| 1.2 Problem-solving | 4 | | 4 ⁺ |
| 1.4 Action planning | 1 | | 1 |
| 2.1 Monitoring of behaviour by others without feedback | 2 | | 2 |
| 2.2 Feedback on behaviour | 1 | | 1 |
| 2.3 Self-monitoring of behaviour | 5 | | 5 ⁺ |
| 3.1 Social support \pm unspecified | 9 | 1 | 9 ⁺ |
| 3.2 Social support \pm practical | 1 | | 1 |
| 4.1 Instruction on how to perform a behaviour | 22 | 3 | 7 ⁺ |
| 4.2 Information about antecedents | 1 | | 1 |
| 5.1 Information about health consequences | 9 | 1 | 9 ⁺ |
| 6.1 Demonstration of the behaviour | 3 | | 3 ⁺ |
| 8.7 Graded tasks | 24 | 2 | 12 ⁺ |
| 9.1 Credible source | 20 | 3 | 7 ⁺ |
| 10.4 Social reward | 1 | | 1 |
| 11.2 Reduce negative emotions | 7 | | 7 ⁺ |
| 12.6 Body changes | 16 | 2 | 8 ⁺ |

[#]: n=31 studies including that BCT; [¶]: n=3 studies including that BCT; ⁺: promise ratio ≥ 2 =promising.

There is considerable uncertainty in the distribution of true effects (ranging from clinically important to no change) and the probability that the mean treatment effect in a future study would exceed the MCID is <50%. Very few studies (n=3) reported falls as an ultimate or functional outcome measure; consequently, the impact of exercise-based interventions on falls in people with COPD remains unknown.

Some variability in treatment response (effects on balance) can be explained by intervention type and by the inclusion of some studies that incorporated components of core balance training in addition to conventional PR, which had a superior treatment effect on balance outcomes compared to those without balance training. This supports previous findings that PR with balance training has the greatest effect sizes [5]. An unexpected finding was that targeting people with a history of falls (*versus* targeting anyone regardless of falls history) did not produce a moderation effect on balance outcomes. However, criteria used to identify those at greater falls risk were inconsistent across studies, ranging from a falls history of 1–5 years to the inclusion of those reporting a “near miss” or self-reporting a decline in balance. Balance confidence appeared to be more likely to improve in groups consisting of all males; this finding is not easy to explain but could be due to sociocultural influences (*e.g.* societal expectations and gender-specific roles) that can affect how individuals perceive balance, engage in physical activity and report outcomes [71–74].

It was not possible to perform a meta-analysis of individual responses, meaning “true” inter-individual differences in response to balance outcomes remain unknown. The use of this novel technique within the field of respiratory sciences would allow interventions to be tailored according to response and targeted to those most likely to benefit. Improved reporting of SD_{change} in future studies would facilitate this.

A total of 31 interventions (91%) were classified as promising according to p-values observed for within-group or between-group changes in balance outcomes. BCTs associated with self-regulation, reducing negative emotions and body changes were most frequently identified within promising studies. Half (50%) of the exercise-based interventions were delivered by physiotherapists as the only healthcare professional or as part of a multidisciplinary team, who often apply strategies to promote self-regulatory behaviour (*e.g.* self-monitoring of behaviour) [75, 76]. In addition to the physical influences on balance, emotions may also play an important role given the inclusion of techniques that reduce negative emotions such as anxiety within those interventions considered to be promising. To date, there has been little attention given to the psychological determinants of balance, although increased anxiety is associated with falls in the general population [77, 78].

Only one study reported on fidelity strategies [49] and one paper reported on implementation strategies [57]. Consequently, we do not know how well or how consistently balance training was delivered and engaged with, especially when considering that balance impairment is not a primary symptom of COPD and balance training is not a key component of PR. This is particularly important because a recent RCT investigating balance training delivered alongside PR found no impact on falls risk at 12-month follow-up, with the authors citing problems with implementation, not least due to the COVID-19 pandemic, but also due to issues with staffing and difficulties executing the intervention within different cultural settings [79, 80]. It is also unclear whether fidelity and implementation strategies were not applied or not reported.

A major strength of this review was the meticulous effort to calculate variables, enabling meta-analyses to be performed on a relatively large number of studies. Nevertheless, the limited sample sizes within studies means that the design was likely underpowered and insufficient to precisely define individual response variance. The analysis was planned to examine mediation variables (*e.g.* exercise capacity, strength, physical activity) to explain any improvement in balance. However, this was not possible with only a small number of studies and no access to individual-level data [81]. Including a variety of study types (non-RCTs) allowed a broader range of balance- and fall-related outcomes (*e.g.* FES-I and Brief BESTest) and intervention types (*e.g.* dance and inspiratory muscle training) to be considered.

The findings of this review indicate that future studies would benefit from 1) measuring falls as a key longer term outcome, 2) standardising reporting of outcome data (means and sds of change scores) to enable quantification of individual responses and 3) applying psychological theories of behaviour change and selecting and reporting intervention content with reference to a published taxonomy. This systematic approach would facilitate replication and identification of intervention content to enable analyses to detect associated improvements in target outcomes [82]. Systematic intervention development and delivery approaches also serve to facilitate fidelity and implementation assessment that can inform re-development, refinement and tailoring of interventions, which is important in this case given the complexity of COPD symptoms [83, 84]. Furthermore, equity issues were not reported in any of the included studies, meaning

the diverse population of people with COPD may not have been represented. This is in line with reports that people with COPD are often underserved by research recruitment [85, 86].

Overall, the evidence for exercise-based interventions improving balance to levels considered to be clinically meaningful in people with COPD is weak and the concomitant benefit on falls remains unknown. Targeted balance training delivered alongside PR elicited the greatest benefits compared with other intervention types with the caveat that treatment effects are heterogeneous. Future interventions would benefit from theory-informed systematic development and evaluation to assist with the identification of key active intervention ingredients associated with improvements in key outcomes.

Provenance: Submitted article, peer reviewed.

Acknowledgements: The authors would like to acknowledge the feedback and on-going support from Breath Easy Darlington.

Data availability: Extracted data used for analyses are available from the lead author on request.

Conflict of interest: All authors have nothing to disclose.

Support statement: S.L. Harrison is supported by a National Institute for Health and Care Research (NIHR) Advanced Fellowship (NIHR300856). S. Suri, E. Kaner, T. Rapley and D. Martin are supported by the NIHR Applied Research Collaboration (ARC) North East and North Cumbria (NENC) (NIHR200173). The views expressed are those of the authors and not necessarily those of the NIHR or the Department of Health and Social Care. Funding information for this article has been deposited with the Crossref Funder Registry.

References

- 1 Hakamy A, Bolton CE, Gibson JE, *et al.* Risk of fall in patients with COPD. *Thorax* 2018; 73: 1079–1080.
- 2 Beauchamp MK, Hill K, Goldstein RS, *et al.* Impairments in balance discriminate fallers from non-fallers in COPD. *Respir Med* 2009; 103: 1885–1891.
- 3 Oliveira CC, Annoni R, Lee AL, *et al.* Falls prevalence and risk factors in people with chronic obstructive pulmonary disease: a systematic review. *Respir Med* 2021; 176: 106284.
- 4 Spruit MA, Singh SJ, Garvey C, *et al.* An official American Thoracic Society/European Respiratory Society statement: key concepts and advances in pulmonary rehabilitation. *Am J Respir Crit Care Med* 2013; 188: e13–e64.
- 5 Delbressine JM, Vaes AW, Goërtz YM, *et al.* Effects of exercise-based interventions on fall risk and balance in patients with chronic obstructive pulmonary disease: a systematic review. *J Cardiopulm Rehabil Prev* 2020; 40: 152–163.
- 6 Michie S, Richardson M, Johnston M, *et al.* The Behavior Change Technique Taxonomy (v1) of 93 hierarchically clustered techniques: building an international consensus for the reporting of behavior change interventions. *Ann Behav Med* 2013; 46: 81–95.
- 7 Atkinson G, Batterham AM. True and false interindividual differences in the physiological response to an intervention. *Exp Physiol* 2015; 100: 577–588.
- 8 Page MJ, McKenzie JE, Bossuyt PM, *et al.* The PRISMA 2020 statement: an updated guideline for reporting systematic reviews. *BMJ* 2021; 372: n71.
- 9 British Thoracic Society Standards of Care Subcommittee on Pulmonary Rehabilitation. Pulmonary rehabilitation. *Thorax* 2001; 56: 827–834.
- 10 Cochrane Collaboration. PROGRESS-Plus 2022. <https://methods.cochrane.org/equity/projects/evidence-equity/progress-plus> Date last accessed: 6 January 2024.
- 11 Attwood S, van Sluijs E, Sutton S. Exploring equity in primary-care-based physical activity interventions using PROGRESS-Plus: a systematic review and evidence synthesis. *Int J Behav Nutr Phys Act* 2016; 13: 60.
- 12 O'Neill J, Tabish H, Welch V, *et al.* Applying an equity lens to interventions: using PROGRESS ensures consideration of socially stratifying factors to illuminate inequities in health. *J Clin Epidemiol* 2014; 67: 56–64.
- 13 Hoffmann TC, Glasziou PP, Boutron I, *et al.* Better reporting of interventions: template for intervention description and replication (TIDieR) checklist and guide. *BMJ* 2014; 348: g1687.
- 14 BCT Taxonomy. BCT Taxonomy v1 Online Training 2023. www.bct-taxonomy.com/ Date last accessed: 6 January 2024.
- 15 Borrelli B, Sepinwall D, Ernst D, *et al.* A new tool to assess treatment fidelity and evaluation of treatment fidelity across 10 years of health behavior research. *J Consult Clin Psychol* 2005; 73: 852–860.
- 16 Powell BJ, Waltz TJ, Chinman MJ, *et al.* A refined compilation of implementation strategies: results from the Expert Recommendations for Implementing Change (ERIC) project. *Implement Sci* 2015; 10: 21.

- 17 Higgins JPT, Thomas J, Chandler J, *et al.* Cochrane Handbook for Systematic Reviews of Interventions version 6.4 (updated August 2023). London, Cochrane, 2023. Available from: <https://training.cochrane.org/handbook/current>
- 18 Sterne JAC, Savović J, Page MJ, *et al.* RoB 2: a revised tool for assessing risk of bias in randomised trials. *BMJ* 2019; 366: l4898.
- 19 Sterne JA, Hernán MA, Reeves BC, *et al.* ROBINS-I: a tool for assessing risk of bias in non-randomised studies of interventions. *BMJ* 2016; 355: i4919.
- 20 Viechtbauer W. Conducting meta-analyses in R with the metafor package. *J Stat Soft* 2010; 36: 1–48.
- 21 Jackson D, Turner R. Power analysis for random-effects meta-analysis. *Res Synth Methods* 2017; 8: 290–302.
- 22 Borenstein M. How to understand and report heterogeneity in a meta-analysis: the difference between I-squared and prediction intervals. *Integr Med Res* 2023; 12: 101014.
- 23 Mekki M, Paillard T, Sahli S, *et al.* Effect of adding neuromuscular electrical stimulation training to pulmonary rehabilitation in patients with chronic obstructive pulmonary disease: randomized clinical trial. *Clin Rehabil* 2019; 33: 195–206.
- 24 van Aert RCM, Jackson D. A new justification of the Hartung–Knapp method for random-effects meta-analysis based on weighted least squares regression. *Res Synth Methods* 2019; 10: 515–527.
- 25 Borenstein M, Higgins JP, Hedges LV, *et al.* Basics of meta-analysis: I² is not an absolute measure of heterogeneity. *Res Synth Methods* 2017; 8: 5–18.
- 26 Harrer M, Cuijpers P, Furukawa T, *et al.* Doing Meta-Analysis with R: A Hands-On Guide. Boca Raton, CRC Press, 2022.
- 27 IntHout J, Ioannidis JP, Rovers MM, *et al.* Plea for routinely presenting prediction intervals in meta-analysis. *BMJ Open* 2016; 6: e010247.
- 28 Sterne JA, Sutton AJ, Ioannidis JP, *et al.* Recommendations for examining and interpreting funnel plot asymmetry in meta-analyses of randomised controlled trials. *BMJ* 2011; 343: d4002.
- 29 Higgins JPT, Li T, Deeks JJ. Chapter 6: Choosing effect measures and computing estimates of effect. In: Higgins JPT, Thomas J, Chandler J, *et al.*, eds. Cochrane Handbook for Systematic Reviews of Interventions version 6.4. (updated August 2023). 2023. Available from: <https://training.cochrane.org/handbook/current/chapter-06>
- 30 Hopkins WG. Individual responses made easy. *J Appl Physiol (1985)* 2015; 118: 1444–1446.
- 31 Williamson PJ, Atkinson G, Batterham AM. Inter-individual responses of maximal oxygen uptake to exercise training: a critical review. *Sports Med* 2017; 47: 1501–1513.
- 32 Spielmanns M, Boeselt T, Gloeckl R, *et al.* Low-volume whole-body vibration training improves exercise capacity in subjects with mild to severe COPD. *Respir Care* 2017; 62: 315–323.
- 33 Wan X, Wang W, Liu J, *et al.* Estimating the sample mean and standard deviation from the sample size, median, range and/or interquartile range. *BMC Med Res Methodol* 2014; 14: 135.
- 34 Gardner B, Smith L, Lorencatto F, *et al.* How to reduce sitting time? A review of behaviour change strategies used in sedentary behaviour reduction interventions among adults. *Health Psychol Rev* 2016; 10: 89–112.
- 35 Moore SA, Hrisos N, Flynn D, *et al.* How should long-term free-living physical activity be targeted after stroke? A systematic review and narrative synthesis. *Int J Behav Nutr Phys Act* 2018; 15: 100.
- 36 Acheche A, Mekki M, Paillard T, *et al.* The effect of adding neuromuscular electrical stimulation with endurance and resistance training on exercise capacity and balance in patients with chronic obstructive pulmonary disease: a randomized controlled trial. *Can Respir J* 2020; 2020: 9826084.
- 37 Beauchamp MK, Janaudis-Ferreira T, Parreira V, *et al.* A randomized controlled trial of balance training during pulmonary rehabilitation for individuals with COPD. *Chest* 2013; 144: 1803–1810.
- 38 de Castro LA, Felcar JM, de Carvalho DR, *et al.* Effects of land- and water-based exercise programmes on postural balance in individuals with COPD: additional results from a randomised clinical trial. *Physiotherapy* 2020; 107: 58–65.
- 39 Gloeckl R, Jarosch I, Bengsch U, *et al.* What's the secret behind the benefits of whole-body vibration training in patients with COPD? A randomized, controlled trial. *Respir Med* 2017; 126: 17–24.
- 40 Gloeckl R, Schneeberger T, Leitl D, *et al.* Whole-body vibration training versus conventional balance training in patients with severe COPD – a randomized, controlled trial. *Respir Res* 2021; 22: 138.
- 41 Leung RW, McKeough ZJ, Peters MJ, *et al.* Short-form Sun-style t'ai chi as an exercise training modality in people with COPD. *Eur Respir J* 2013; 41: 1051–1057.
- 42 Marques A, Jácome C, Cruz J, *et al.* Family-based psychosocial support and education as part of pulmonary rehabilitation in COPD: a randomized controlled trial. *Chest* 2015; 147: 662–672.
- 43 Mkacher W, Mekki M, Tabka Z, *et al.* Effect of 6 months of balance training during pulmonary rehabilitation in patients with COPD. *J Cardiopulm Rehabil Prev* 2015; 35: 207–213.
- 44 Mounir KM, Elserty NS, Obaya HE. Balance training: its influence on pulmonary rehabilitation. *Bull Fac Phys Ther* 2019; 24: 8–13.
- 45 Rinaldo N, Bacchi E, Coratella G, *et al.* Effects of combined aerobic-strength training vs fitness education program in COPD patients. *Int J Sports Med* 2017; 38: 1001–1008.

- 46 Suresh Babu Reddy A, Nataraj Madagondapalli S, Anil Kumar T, et al. Effect of balance training on health-related quality of life in patients with chronic obstructive pulmonary disease (COPD). *Indian J Public Health Res Dev* 2020; 11: 692–698.
- 47 Suresh Babu Reddy A, Nataraj Madagondapalli S, Anil Kumar T, et al. The effect of balance training and conventional pulmonary rehabilitation in patients with moderate chronic obstructive pulmonary disease. *Int J Res Pharm Sci* 2021; 12: 757–767.
- 48 Charususin N, Sricharoenchai T, Pongpanit K, et al. Beneficial effect of water-based exercise training on exercise capacity in COPD patients – a pilot study. *Front Rehabil Sci* 2021; 2: 728973.
- 49 Chuatrakoon B, Uthaikhup S, Ngai SP, et al. The effectiveness of home-based balance and pulmonary rehabilitation program in individuals with chronic obstructive pulmonary disease: a randomized controlled trial. *Eur J Phys Rehabil Med* 2022; 58: 478–486.
- 50 Ezzat H, Sabry IM, Mehmed S, et al. Efficacy of whole body vibration on balance in chronic obstructive pulmonary disease patients. *J Cardio Pulmonary Rehabil* 2021; 5: 152.
- 51 Kaya M, Gurses HN, Ucgun H, et al. Effects of creative dance on functional capacity, pulmonary function, balance, and cognition in COPD patients: a randomized controlled trial. *Heart Lung* 2023; 58: 13–20.
- 52 López-López L, Calvache-Mateo A, Rodríguez-Torres J, et al. A feasibility and efficacy randomized controlled trial of two exercise programs in severe AECOPD patients with resting hypoxemia. *Healthcare (Switzerland)* 2021; 9: 1102.
- 53 Tounsi B, Acheche A, Lelard T, et al. Effects of specific inspiratory muscle training combined with whole-body endurance training program on balance in COPD patients: randomized controlled trial. *PLoS One* 2021; 16: e0257595.
- 54 Beauchamp MK, Ellerton C, Kirkwood R, et al. Feasibility of a 6-month home-based fall prevention exercise program in older adults with COPD. *Int J Chron Obstruct Pulmon Dis* 2021; 16: 1569–1579.
- 55 Beauchamp MK, O'Hoski S, Goldstein RS, et al. Effect of pulmonary rehabilitation on balance in persons with chronic obstructive pulmonary disease. *Arch Phys Med Rehabil* 2010; 91: 1460–1465.
- 56 Harrison SL, Araujo T, Goldstein R, et al. Balance measures over 12 months in individuals with chronic obstructive pulmonary disease. *J Cardiopulm Rehabil Prev* 2019; 39: E21–E24.
- 57 Harrison SL, Beauchamp MK, Sibley K, et al. Minimizing the evidence-practice gap – a prospective cohort study incorporating balance training into pulmonary rehabilitation for individuals with chronic obstructive pulmonary disease. *BMC Pulm Med* 2015; 15: 73–82.
- 58 Jácome C, Marques A. Impact of pulmonary rehabilitation in subjects with mild COPD. *Respir Care* 2014; 59: 1577–1582.
- 59 Liu WY, Meijer K, Delbressine JM, et al. Effects of pulmonary rehabilitation on gait characteristics in patients with COPD. *J Clin Med* 2019; 8: 459.
- 60 Marques A, Jácome C, Cruz J, et al. Effects of a pulmonary rehabilitation program with balance training on patients with COPD. *J Cardiopulm Rehabil Prev* 2015; 35: 154–158.
- 61 Marques A, Gabriel R, Jácome C, et al. Development of a family-based pulmonary rehabilitation programme: an exploratory study. *Disabil Rehabil* 2015; 37: 1340–1346.
- 62 Mesquita R, Wilke S, Smid DE, et al. Measurement properties of the Timed Up & Go test in patients with COPD. *Chron Respir Dis* 2016; 13: 344–352.
- 63 Rosenbek Minet L, Hansen LW, Pedersen CD, et al. Early telemedicine training and counselling after hospitalization in patients with severe chronic obstructive pulmonary disease: a feasibility study. *BMC Med Inform Decis Mak* 2015; 15: 3.
- 64 Ozsoy I, Kahraman BO, Ozsoy G, et al. Effects of an integrated exercise program including “functional” inspiratory muscle training in geriatric individuals with and without chronic obstructive pulmonary disease. *Ann Geriatr Med Res* 2021; 25: 45–54.
- 65 Pichon R, Beaumont M, Peran L, et al. Effets d'un programme de réhabilitation respiratoire sur l'équilibre de patients atteints de BPCO [Effects of a respiratory rehabilitation programme on the balance of patients with COPD]. *Kinésithérapie, la Revue* 2012; 12: 78–84.
- 66 Wshah A, Butler S, Patterson K, et al. “Let's boogie”: feasibility of a dance intervention in patients with chronic obstructive pulmonary disease. *J Cardiopulm Rehabil Prev* 2019; 39: E14–E19.
- 67 Berriet AC, Beaumont M, Peran L, et al. Effects of pulmonary rehabilitation on fear of falling in chronic obstructive pulmonary disease (COPD) patients: an observational study. *Respir Med Res* 2022; 82: 100932.
- 68 Beauchamp MK, Harrison SL, Goldstein RS, et al. Interpretability of change scores in measures of balance in people with COPD. *Chest* 2016; 149: 696–703.
- 69 Mkacher W, Tabka Z, Trabelsi Y. Minimal detectable change for balance measurements in patients with COPD. *J Cardiopulm Rehabil Prev* 2017; 37: 223–228.
- 70 Ashley K, Tang MY, Flynn D, et al. Identifying the active ingredients of training interventions for healthcare professionals to promote and support increased levels of physical activity in adults with heart failure: a systematic review. *Health Psychol Rev* 2023; 18: 319–340.

- 71 Ahmed T, Vafaei A, Auais M, *et al.* Gender roles and physical function in older adults: cross-sectional analysis of the international mobility in aging study (IMIAS). *PLoS One* 2016; 11: e0156828.
- 72 Li W, Procter-Gray E, Churchill L, *et al.* Gender and age differences in levels, types and locations of physical activity among older adults living in car-dependent neighborhoods. *J Frailty Aging* 2017; 6: 129–135.
- 73 Patton S, Vincenzo J, Lefler L. Gender differences in older adults' perceptions of falls and fall prevention. *Health Promot Pract* 2022; 23: 785–792.
- 74 Matsuda K, Ariie T, Okoba R, *et al.* Gender differences in life-space mobility-associated factors and structures in community-dwelling older people. *Prog Rehabil Med* 2022; 7: 20220023.
- 75 Spruit MA, Pitta F, McAuley E, *et al.* Pulmonary rehabilitation and physical activity in patients with chronic obstructive pulmonary disease. *Am J Respir Crit Care Med* 2015; 192: 924–933.
- 76 Armstrong M, Hume E, McNeillie L, *et al.* Behavioural modification interventions alongside pulmonary rehabilitation improve COPD patients' experiences of physical activity. *Respir Med* 2021; 180: 106353.
- 77 Willett M, Duda J, Fenton S, *et al.* Effectiveness of behaviour change techniques in physiotherapy interventions to promote physical activity adherence in lower limb osteoarthritis patients: a systematic review. *PLoS One* 2019; 14: e0219482.
- 78 Hallford DJ, Nicholson G, Sanders K, *et al.* The association between anxiety and falls: a meta-analysis. *J Gerontol B Psychol Sci Soc Sci* 2017; 72: 729–741.
- 79 Beauchamp MK, Brooks D, Ellerton C, *et al.* Pulmonary rehabilitation with balance training for fall reduction in chronic obstructive pulmonary disease: protocol for a randomized controlled trial. *JMIR Res Protoc* 2017; 6: e228.
- 80 Hao Q, Brooks D, Ellerton C, *et al.* Pulmonary rehabilitation with balance training for fall reduction in chronic obstructive pulmonary disease: a randomized controlled trial. *Am J Respir Crit Care Med* 2023; 207: A1021.
- 81 Fisher DJ, Carpenter JR, Morris TP, *et al.* Meta-analytical methods to identify who benefits most from treatments: daft, deluded, or deft approach? *BMJ* 2017; 356: j573.
- 82 Michie S, Wood CE, Johnston M, *et al.* Behaviour change techniques: the development and evaluation of a taxonomic method for reporting and describing behaviour change interventions (a suite of five studies involving consensus methods, randomised controlled trials and analysis of qualitative data). *Health Technol Assess* 2015; 19: 1–188.
- 83 Hallsworth K, McPherson S, Anstee QM, *et al.* Digital intervention with lifestyle coach support to target dietary and physical activity behaviors of adults with nonalcoholic fatty liver disease: systematic development process of VITALISE using intervention mapping. *J Med Internet Res* 2021; 23: e20491.
- 84 Moore SA, Flynn D, Jones S, *et al.* Feasibility, acceptability, and fidelity of Physical Activity Routines After Stroke (PARAS): a multifaceted behaviour change intervention targeting free-living physical activity and sedentary behaviour in community-dwelling adult stroke survivors. *Pilot Feasibility Stud* 2022; 8: 197.
- 85 Huang B, De Vore D, Chirinos C, *et al.* Strategies for recruitment and retention of underrepresented populations with chronic obstructive pulmonary disease for a clinical trial. *BMC Med Res Methodol* 2019; 19: 39.
- 86 Bower P, Grigoroglou C, Anselmi L, *et al.* Is health research undertaken where the burden of disease is greatest? Observational study of geographical inequalities in recruitment to research in England 2013-2018. *BMC Med* 2020; 18: 133.