


Please cite the Published Version

Alasali, Feras, Foudeh, Husam, Ali, Esraa Mousa, Nusair, Khaled and Holderbaum, William 
(2022) Correction: Alasali et al. Forecasting and Modelling the Uncertainty of Low Voltage Network Demand and the Effect of Renewable Energy Sources. *Energies* 2021, 14, 2151. *Energies*, 15 (6). p. 2157. ISSN 1996-1073

DOI: <https://doi.org/10.3390/en15062157>

Publisher: MDPI AG

Version: Published Version

Downloaded from: <https://e-space.mmu.ac.uk/629762/>

Usage rights:  [Creative Commons: Attribution 4.0](https://creativecommons.org/licenses/by/4.0/)

Additional Information: This is a correction to the article Alasali, Feras and Foudeh, Husam and Ali, Esraa Mousa and Nusair, Khaled and Holderbaum, William (2021) Forecasting and Modelling the Uncertainty of Low Voltage Network Demand and the Effect of Renewable Energy Sources. *Energies*, 14 (8). p. 2151.

Enquiries:

If you have questions about this document, contact openresearch@mmu.ac.uk. Please include the URL of the record in e-space. If you believe that your, or a third party's rights have been compromised through this document please see our Take Down policy (available from <https://www.mmu.ac.uk/library/using-the-library/policies-and-guidelines>)

Correction

Correction: Alasali et al. Forecasting and Modelling the Uncertainty of Low Voltage Network Demand and the Effect of Renewable Energy Sources. *Energies* 2021, 14, 2151

Feras Alasali ^{1,*} , Husam Foudeh ² , Esraa Mousa Ali ³, Khaled Nusair ⁴  and William Holderbaum ^{5,*} 

¹ Department of Electrical Engineering, The Hashemite University, Zarqa 13113, Jordan

² School of Aerospace, Transport and Manufacturing, Cranfield University, Wharley End, Bedford MK43 0AL, UK; husam-abdel-rasoul-yousef.foudeh@cranfield.ac.uk

³ Department of Aircraft Maintenance, Amman Arab University, Amman 11953, Jordan; esraa_ali@aau.edu.jo

⁴ Protection and Metering Department, National Electric Power Company, Amman 11181, Jordan; khalednusair2016@yahoo.com

⁵ Aston Institute of Materials Research, Aston University, Birmingham B47ET, UK

* Correspondence: Ferasasali@hu.edu.jo (F.A.); w.holderbaum@aston.ac.uk (W.H.)

Error in Figures

The authors make the following correction to this paper [1].

The authors would like to make the following explanations about the changes in the original paper. The replacement of the two figures (Figures 8 and 23) is due to a minor error on the presented data with dates, which does not affect the main conclusions, results, or findings and does not require any changes to the text of the original paper [1]. Figures 8 and 23 are not related to the paper's core, results, or conclusions, and they have been used to show some of the well-known relationships. Figure 8 shows the relationship between the electrical demand and temperature. Figure 23 only presents an example of the ensemble forecasts. We confirmed that replacing these figures does not affect the contributions, results, analysis, or conclusion of the published paper, and it does not require any changes. The authors would like to apologize for any inconvenience caused to the readers by these changes.

1. On page 10, Figure 8 should be changed from:

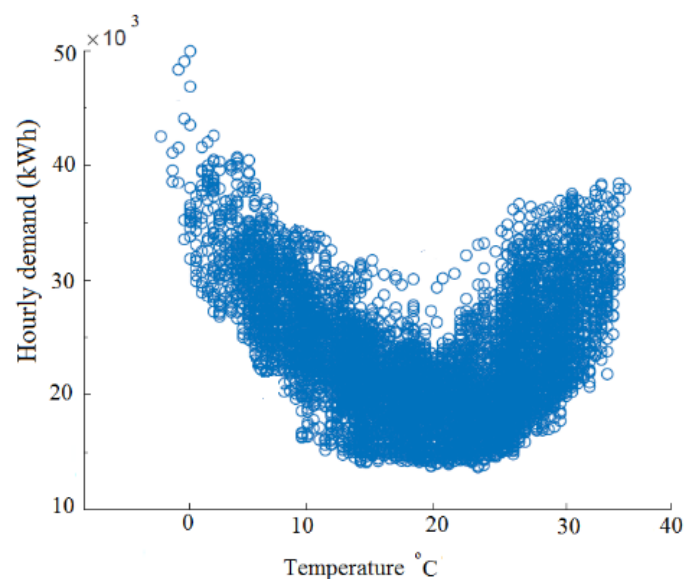


Figure 8. Scatter plot of hourly demand vs. temperature in Jordan (Madaba).



Citation: Alasali, F.; Foudeh, H.; Ali, E.M.; Nusair, K.; Holderbaum, W.

Correction: Alasali et al. Forecasting and Modelling the Uncertainty of Low Voltage Network Demand and the Effect of Renewable Energy Sources. *Energies* 2021, 14, 2151.

Energies **2022**, 15, 2157. <https://doi.org/10.3390/en15062157>

Received: 22 November 2021

Accepted: 24 February 2022

Published: 16 March 2022

Publisher's Note: MDPI stays neutral with regard to jurisdictional claims in published maps and institutional affiliations.



Copyright: © 2022 by the authors. Licensee MDPI, Basel, Switzerland. This article is an open access article distributed under the terms and conditions of the Creative Commons Attribution (CC BY) license (<https://creativecommons.org/licenses/by/4.0/>).

to the following correct version:

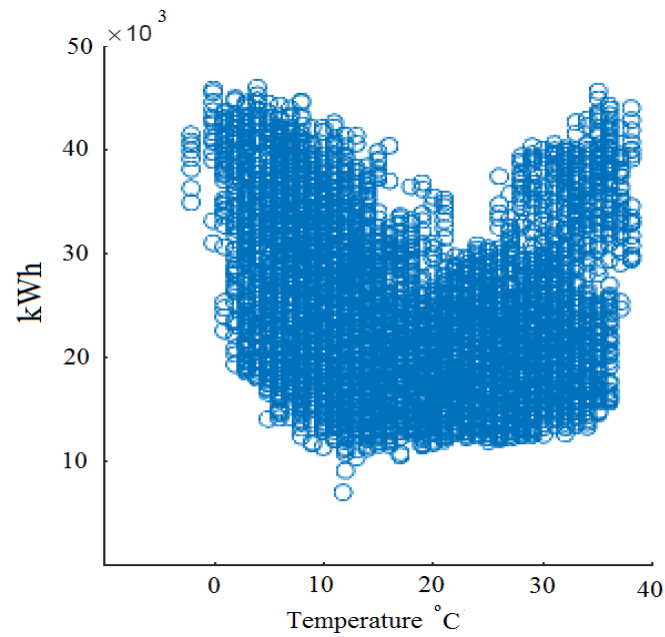


Figure 8. Scatter plot of hourly demand vs. temperature in Jordan (Madaba).

2. On page 28, Figure 23 should be changed from:

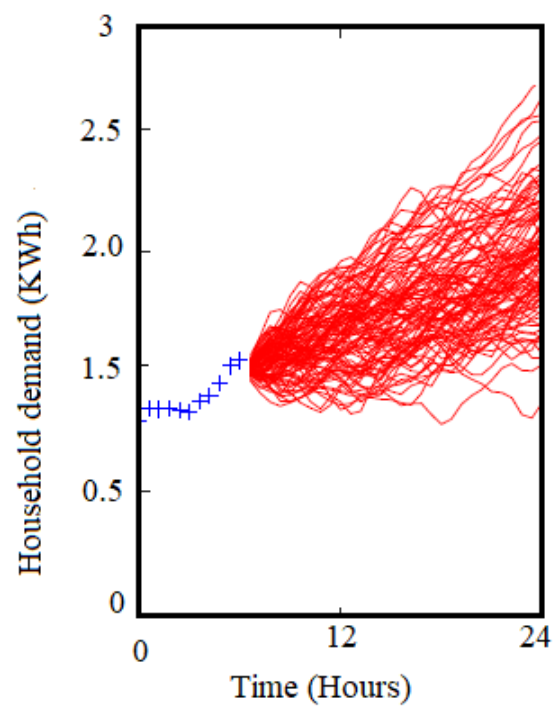


Figure 23. An example of the ensemble forecasts for household demand.

to the following correct version:

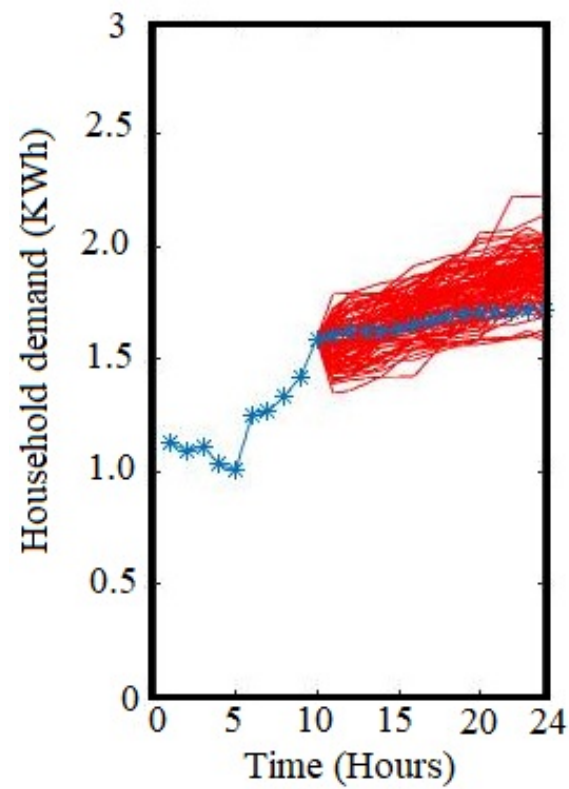


Figure 23. An example of the ensemble forecasts for household demand.

Reference

1. Alasali, F.; Foudeh, H.; Ali, E.M.; Nusair, K.; Holderbaum, W. Forecasting and Modelling the Uncertainty of Low Voltage Network Demand and the Effect of Renewable Energy Sources. *Energies* **2021**, *14*, 2151. [[CrossRef](#)]