


**Please cite the Published Version**

Havnes, Ingrid Amelia, Jorsdad, Marie Lindvik, McVeigh, Jim , Van Hout, Marie Claire and Bjornebekk, Astrid (2020) The anabolic androgenic steroid treatment gap: a national study of substance use disorder treatment. *Substance Abuse : Research and Treatment*, 14. ISSN 1178-2218

**DOI:** <https://doi.org/10.1177/1178221820904150>

**Publisher:** Libertas Academica

**Downloaded from:** <https://e-space.mmu.ac.uk/624845/>

**Usage rights:**  [Creative Commons: Attribution-Noncommercial 4.0](https://creativecommons.org/licenses/by-nc/4.0/)

**Additional Information:** This is an Open Access article published in *Substance Abuse : Research and Treatment*, published by Libertas Academica, copyright The Author(s).

**Enquiries:**

If you have questions about this document, contact [rsl@mmu.ac.uk](mailto:rsl@mmu.ac.uk). Please include the URL of the record in e-space. If you believe that your, or a third party's rights have been compromised through this document please see our Take Down policy (available from <https://www.mmu.ac.uk/library/using-the-library/policies-and-guidelines>)

# The Anabolic Androgenic Steroid Treatment Gap: A National Study of Substance Use Disorder Treatment

Ingrid Amalia Havnes<sup>1\*</sup> , Marie Lindvik Jørstad<sup>1\*</sup>, Jim McVeigh<sup>2</sup>, Marie-Claire Van Hout<sup>3</sup> and Astrid Bjørnebekk<sup>1</sup>

<sup>1</sup>The Anabolic Androgenic Steroid Research Group, National Advisory Unit on Substance Use Disorder Treatment, the Division of Mental Health and Addiction, Oslo University Hospital, Oslo, Norway. <sup>2</sup>Substance Use and Associated Behaviours, Department of Sociology, Manchester Metropolitan University, Manchester, UK. <sup>3</sup>Public Health Institute, Faculty of Education, Health & Community, Liverpool John Moores University, Liverpool, UK.

Substance Abuse: Research and Treatment  
Volume 14: 1–9  
© The Author(s) 2020  
Article reuse guidelines:  
sagepub.com/journals-permissions  
DOI: 10.1177/1178221820904150



## ABSTRACT

**BACKGROUND:** Anabolic androgenic steroid (AAS) use is associated with serious mental and physical health problems. Evidence indicates that AAS use among people who use psychoactive substances is higher than in the general population. This study aims to estimate lifetime AAS use among patients in substance use disorder (SUD) treatment, compare characteristics of AAS and non-AAS users and identify whether AAS use was addressed during treatment.

**METHODS:** This cross-sectional survey included 563 (142 women, 24.2%) patients in 38 SUD treatment facilities in Norway. Respondents reported on AAS and substance use, and treatment experiences.

**RESULTS:** Lifetime AAS use was reported by 156 (28.3%) SUD patients, thereof 35.6% of the men and 8.0% of the women. Lifetime AAS use was highest among men with stimulants (55.8%) as preferred substance, and lowest among men who preferred alcohol (14.6%). Initiation of AAS use due to getting thinner following substance use was reported by 44.5% of the AAS using men. AAS users reported more severe substance use than non-AAS users. More than half (58%) of all patients had not been asked about AAS use, and 42.4% of those who were asked, experienced that treatment providers lacked expertise about AAS.

**CONCLUSION:** Lifetime AAS use in this sample of SUD patients is common practice and comprise an underrecognized problem in SUD treatment. Given the deleterious implications to the individual and society that concomitant use of AAS may cause, it would be essential to raise the awareness about AAS use among SUD patients, and the level of competence among health professionals.

**KEYWORDS:** anabolic androgenic steroids, image and performance enhancing drugs, human enhancement drugs, substance use disorder, substances use disorder treatment, health services

**RECEIVED:** January 2, 2020. **ACCEPTED:** January 10, 2020.

**TYPE:** Original Research

**FUNDING:** The author(s) disclosed receipt of the following financial support for the research, authorship, and/or publication of this article: This research was funded by Internal research grant from the Division of Mental Health and Addiction, Oslo University Hospital, Norway to Dr. Bjørnebekk.

**DECLARATION OF CONFLICTING INTEREST:** The authors declare that there is no conflict of interest.

**CORRESPONDING AUTHOR:** Ingrid Amalia Havnes, The Anabolic Androgenic Steroid Research Group, National Advisory Unit on Substance Use Disorder Treatment, the Division of Mental Health and Addiction, Oslo University Hospital, Pb 4959 Nydalen, Oslo, 0424, Norway. Email: uxamav@ous-hf.no

## Introduction

Anabolic androgenic steroids (AAS) include the male hormone testosterone and its synthetic derivatives.<sup>1</sup> AAS are typically administered in supra-physiological doses over periods, referred to as cycles, or used continuously with constant or various dosages.<sup>2</sup> These substances are extremely efficient in promoting increased muscle size and strength,<sup>3</sup> either in the pursuit of an idealized body image, as a result of cultural stimuli or for some, as a result of body dysmorphic disorders.<sup>4–7</sup>

While use of AAS among women has been identified,<sup>8–10</sup> the majority of AAS users are men.<sup>11,12</sup> Use of AAS has been associated with a range of medical and psychological side-effects<sup>13</sup> including mental health disorders,<sup>14,15</sup> reduced brain volume<sup>16,17</sup> and cognitive function,<sup>18–20</sup> metabolic and endocrine disturbance,<sup>21–23</sup> and cardiovascular pathology.<sup>24,25</sup> AAS

use is associated with use of other image and performance enhancing drugs and psychoactive substances use,<sup>26–28</sup> and such a poly-drug taking repertoire is common.<sup>29–31</sup> For instance, high levels of psychoactive substance use, in particular stimulants, have been identified in cohorts of AAS users.<sup>32,33</sup>

Comorbidity between use of psychoactive substances and AAS is complex and may reflect shared underlying brain deficits,<sup>34</sup> genetic vulnerabilities including personality factors, and/or early exposure to stress or trauma. Environmental factors<sup>35,36</sup> such as criminality, incarceration and deprivation<sup>37,38</sup> may also be significant. A further explanation lies in the self-directed treatment of adverse effects of psychoactive substance use for example the maintenance of bodyweight and muscularity<sup>39</sup> or in addressing testosterone suppression with reduced libido or impotence.<sup>40</sup>

With an estimated lifetime prevalence in Norway of approximately 2% to 3%,<sup>41</sup> the use of AAS in the general population may be considered low. However, there is considerable variation

\* These authors contributed equally to this work.



in estimated AAS prevalence between countries,<sup>12,42</sup> and within specific sections of society, including those attending substance use disorder (SUD) programs with opioids and amphetamines as their drug of choice.<sup>26,39,43</sup> In a north American study 13% of male SUD treatment patients reported prior AAS use,<sup>26</sup> whereas 27.5% of young SUD patients in a treatment facility in Norway had used AAS.<sup>39</sup> These findings, from a single treatment site are concerning, however they may not be generalizable, illustrating the need for nationwide studies of SUD patients.

Individuals with substance use disorders have much higher morbidity, live more years with disability and live shorter when compared with the general population.<sup>44-46</sup> Concomitant use of AAS could potentially result in even higher morbidity and mortality due to adverse effects and pharmacological interactions. Hence, there is a need to estimate lifetime AAS use among patients in SUD treatment and whether history of AAS use is a subject in SUD treatment. Data were collected from 38 SUD treatment facilities in Norway, with treatment targeting different types of SUD.

The study aimed to: (1) estimate lifetime AAS use among patients in SUD treatment, (2) compare characteristics and substance use among AAS and non-AAS users, and (3) identify patient's experience of interaction with health professionals regarding AAS.

## Material and methods

This cross-sectional survey consists of self-report data from patients in SUD treatment institutions/facilities in Norway.

### Setting

SUD treatment in Norway is publicly funded, widely available, and individuals with SUD have treatment rights as patients. There are 103 SUD treatment institutions where 66 provide inpatient treatment. The inpatient treatment capacity at any given moment is 1798 beds and the minimum occupancy rate vary between 80% and 95%. In 2017, 33 000 patients, where one-third were women, received SUD treatment.<sup>47</sup> Overall 18 500 of the patients were diagnosed with SUD related to illicit substances and sedatives, thereof one-third in inpatient treatment. Inpatient SUD treatment is directed toward complex treatment needs, such as SUD and co-occurring social and/or somatic and/or mental health problems. Outpatient treatment is provided for a range of SUDs and addictive disorders and includes opioid maintenance treatment. In Norway, the specialized SUD treatment system is responsible for providing health care to individuals with health problems related to previous or present use of AAS and other doping agents.<sup>48</sup> Use and possession of AAS and other doping agents is illegal in Norway since the Norwegian Drug Act was amended in 2013.

### Data collection

The management of different SUD treatment centers in Norway were contacted, informed about the study and asked

whether they wanted to take part. Thirty-eight treatment facilities from all four-health regions in Norway participated in the study. Data collection was mostly organized by the research group, and in some cases by the local treatment centers. Among the 630 patients that were asked to participate, 516 (81.9%) filled out the questionnaire. For the remaining 47 participants, data are missing on how many patients that were asked and how many that chose not to participate in the study. Patients were informed of the study and inclusion criteria for those who agreed to participate were to be in active treatment for SUD and/or other addictive behaviors including gambling, above 18 years of age and able to give informed consent.

### Measures

The questionnaire took about 30 minutes to complete, and covered the following:

*Background and health information:* Gender, age, marital status and level of education was registered. Country of origin was categorized as either Norway, other Nordic countries (Sweden, Denmark, Finland, Iceland) and other. Weight and height were used to calculate Body Mass Index (BMI). Previous or current prescribed medication was registered; Attention Deficit Hyperactivity Disorder (ADHD) medications, Testosterone Replacement Therapy (TRT) and Opioid Maintenance Treatment (OMT) with methadone or buprenorphine.

*Substance use:* Substance use/dependence was evaluated with selected items from the European Addiction Severity Index (EuropASI),<sup>49</sup> adapted to the present study. These items covered different aspects of substance use behavior including age of onset of substance use and age of first SUD diagnose, preferred substances and substances used during a typical week prior to treatment. "Multiple substances" were registered if the patient listed two or more substances used in a normal week or answered "yes" to the question: "do you normally use several substances per day?"

*AAS use:* Age of first time use, compounds, and average weekly dose in milligrams was registered. Participants reported pattern of use as; planned or unplanned cycles, continuous use with variable or constant dosages, TRT and other (mainly consisting of those who had tried one cycle or less). Lifetime AAS use was defined as previous or present use. Time of AAS use was reported in years and months. If this variable was missing and the participant reported debut age, given cycle length and time between cycles and time since last use of AAS, time of AAS use was calculated. Those who reported use of one or few injections were registered with one month of use.

*Exercise habits:* The participants were asked whether they exercised regularly, numbers of workouts per week and whether they practised regular strength training.

*AAS use as a topic in SUD treatment.* The participants were asked whether, during treatment, they had been asked about AAS use and if they perceived treatment providers to have knowledge about AAS. They were also asked whether they considered AAS to be an important subject during treatment. The study participants were divided in four groups according to length of AAS use: no use, <1 year, 1-3 years, and ≥3 years.

## Ethics

The study was approved by the data protection officer at the Oslo University Hospital (2016/1119). All participants received oral and written information about the study, and written formal consent were collected from all participants. Emphasis was placed on voluntary participation, confidentiality and that refrainment from participation was possible at any stage of the study prior to publication of data.

## Analyses and statistics

The data were organized and handled in SPSS 25. Descriptive statistics were applied to generate frequencies and mean values. In order to determine statistical differences between AAS exposed and non-exposed participants, t-tests was used for continuous variables and chi-square tests for categorical data, and *P*-values <.05 were considered statistically significant. In analyses with missing data, valid percent was used, and numbers of missing presented.

## Results

### Participants

The study comprised 563 patients, thereof 414 men (74.5%) and 142 women (25.5%). The majority (*n* = 453, 80.5%) of the participants were inpatients and 108 (19.2%) were outpatients. Norway was country of origin for the majority of the sample 93.8% (512), whereas 3.3% (18) were born in other Nordic countries and 2.9% (16) originated from other countries. For these measures answers were missing for 7, 2 and 17 responses respectively.

### Lifetime prevalence of AAS use

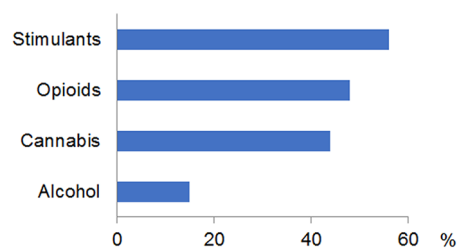
In this sample of 563 patients in SUD treatment in Norway, 28.3% (*n* = 156) reported lifetime use of AAS, thereof 35.6% (145) of the male and 8.0% (11) of the female study participants. Among the AAS lifetime users, 30.5% (46) reported plans to use AAS in the future, whereas only 3.3% (13) of the participants who had never used AAS reported such plans.

### Lifetime AAS use according to preferred psychoactive substance among men

Figure 1 illustrates the lifetime use of AAS for male SUD patients (*n* = 406) categorized by their preferred psychoactive substance. Highest lifetime prevalence of AAS use was seen in male SUD patients listing stimulants (55.8%) as their preferred substance and lowest among those reporting alcohol as preferred substance (14.6%).

### Background variables and exercise habits among male illicit substance users

Characteristics and comparisons of male SUD patients with and without lifetime AAS use are shown in Table 1. Patients



**Figure 1.** Prevalence (%) of lifetime AAS use according to preferred substance among all men (*n* = 406). Data is presented for the major drug categories, listed as the main drug of choice for more than 50 male participants.

reporting lifetime AAS use were younger, less educated had more often been prescribed medication and were more likely to exercise regularly than patients without AAS-experience.

### Differences in substance use patterns between the AAS exposed and non-exposed male SUD patients

Patients with lifetime AAS use were younger when they initiated drug use, were diagnosed with SUD earlier, and had shorter time between substance use debut and SUD diagnose than their non-AAS exposed counterparts (Table 2). Alcohol was more often the preferred substance among non-AAS SUD patients, whereas stimulants were more often reported as preferred substance among the AAS group. Use of multiple substances was more common among patients with lifetime AAS use, who reported using a higher number of substances weekly than patients with no AAS-experience (3.8 versus 2.5).

The groups also differed regarding which substances they typically used during a week, with AAS users being more likely to use all categories of illicit substances than their non-AAS using counterparts who were more likely to use alcohol.

To further explore the differences between AAS users and their non-AAS using counterparts, those who reported alcohol as their only illicit substance use were excluded from analyses (For detailed information, see the supplementary Table S1). Overall, lifetime AAS users had a more severe and complex substance use history and were significantly more likely to use heroin, other opioids, benzodiazepines, cocaine and amphetamines in a weekly basis.

### Pattern of AAS use among men

Characteristics of AAS usage among men are presented in Table 3. Briefly, AAS use was commonly initiated in the early twenties (22.8, SD 6.1, range 14-45), and length of use ranged from one month to 17 years. More than half reported administering doses between 300 mg and 1000 mg per week, where 2.4 different AAS typically were used concurrently. The majority, 64.3% (90), reported having a substance use problem prior to their AAS initiation, 26.4% (37) had tried substances before AAS, 7.1% (10) started using AAS before they developed a substance use problem, while three did not remember. 60.2% (80) reported using AAS and psychoactive substances

**Table 1.** Characteristics of male SUD patients with and without lifetime AAS use (n = 401<sup>a</sup>).

	SUD NON-AAS (N=256)		MISSING	SUD AAS (N=145)		MISSING	X <sup>2</sup>	P
	N (%)	RANGE		N (%)	RANGE			
<i>Demographics</i>								
In a relationship	66 (27.0)		12	32 (23.7)		10	.35	.555
Age (years), mean (SD)	39.8 (12.3)	19–71	2	33.1 (7.2)	20–51	2	–6.82	<b>.000</b>
Completed High school	159 (66.8)		18	77 (55.4)		6	4.41	<b>.036</b>
BMI, mean (SD)	26.8 (4.4)	16.7–42.9	9	26.7 (4.1)	17.8–46.3	4	–.26	.793
<i>Prescribed medication</i>								
ADHD medications	42 (16.5)		1	44 (30.6)		1	9.98	<b>.002</b>
TRT	6 (2.4)		1	10 (6.9)		1	3.92	<b>.048</b>
OMT	41 (16.1)		1	43 (29.9)		1	9.71	<b>.002</b>
<i>Exercise habits</i>								
Regular exercise	122 (49.8)		11	114 (81.4)		5	36.26	<b>.000</b>
Workouts/week, mean (SD)	3.5 (1.4)	1–7	16	4.4 (1.8)	1–12	4	3.93	<b>.000</b>
Regular strength training	77 (72.0)		15	107 (94.7)		1	19.12	<b>.000</b>

<sup>a</sup>Six SUD patients who did not report whether they had used AAS or not, and seven gamblers were excluded from the analysis.

simultaneously, and 44.5% (57) reported that they started using AAS because the use of other psychoactive substances have made them thinner. Only four (3.1%) started using psychoactive substances to counteract side effects of AAS.

#### *Pattern of AAS use among women*

Among the 142 female SUD patients, 11 reported lifetime AAS use, and one of them reported plans to use AAS in the future. They had a mean age of 31.6 (SD 6.5, range 22–40) (one missing), and the mean age of first time AAS use was 21.7 (4.8, 14–28). AAS had been used for an average of 15.2 months (22.5, 1–72), two missing. Three reported having used weekly doses of 300mg to 1000mg, one reported above 2000mg, while seven did not report the used weekly dose.

Nine reported having had a substance use problem before their first initiation of AAS, seven reported concurrent AAS and substance use. Four reported that one of the reasons for starting to use AAS was because use of other substances had made them thinner.

#### *AAS as an Issue in SUD treatment*

Of all SUD patients, 34.4% reported that they had been asked about previous or present AAS use during treatment, 58.0% had not been asked while 7.6% was uncertain (eight missing). Whether AAS use had been an topic in treatment was not related to whether the patient had a history of AAS use per se, but instead to the length that AAS had been used. All groups

of SUD patients with AAS-experience were more likely to have been asked than non-AAS patients (see Figure 2).

Out of the 186 SUD patients that had been asked about AAS while in treatment, 14.7% experienced that their treatment providers had expertise about AAS, 42.4% experienced that they lacked expertise on the topic, whereas 41.3% was not sure or answered that it was not relevant. There were no differences between the three AAS-groups and those without AAS-experience regarding whether they experienced clinicians to have knowledge about AAS. The findings are visualized in Figure 2.

#### **Discussion**

This Norwegian nationwide cross-sectional study of 563 patients in SUD treatment found that 28.3% reported lifetime AAS use, 35.6% of the men and 8.0% of the women. During SUD treatment, 58.0% of patients had not been asked about AAS use in SUD treatment, and only 14.7% of those that had been asked experienced that their treatment providers had expertise about AAS. The findings highlights the poly substance taking nature of patients in SUD treatment, of which AAS forms an underrecognized part.

#### *Early initiation of substance use and polypharmacy*

AAS using SUD patients reported more severe substance use than non-AAS users. They were younger and reported first time substance use and first SUD diagnose at an earlier age. AAS use was common among males who preferred to use

**Table 2.** Characteristics of substance use among male SUD non-AAS and lifetime AAS use SUD patients (n=401<sup>a</sup>).

	SUD NON-AAS (N=256)			SUD AAS (N=145)			T	P
	MEAN (SD)	RANGE	MISSING	MEAN (SD)	RANGE	MISSING		
<i>Substance use</i>								
Debut age substance use	14.5 (3.4)	5–30	7	13.8 (2.6)	5–25	2	–2.26	<b>.024</b>
Diagnosed with SUD (age)	31.4 (12.2)	13–69	38	24.3 (7.1)	12–44	18	–6.84	<b>.000</b>
Yrs from debut-diagnose	17.0 (11.6)	1–53	39	10.7 (6.8)	1–29	18	–6.35	<b>.000</b>
No. substances used/week	2.5 (1.8)	1–10	16	3.8 (2.0)	1–8	13	6.58	<b>.000</b>
	n (%)			n (%)			X <sup>2</sup>	
Multiple substances/week	136 (56.2)		14	118 (86.8)		9	35.53	<b>.000</b>
<i>Preferred substance</i>								
Alcohol	117 (46.1)		5	20 (14.0)		3	40.25	<b>.000</b>
Stimulants <sup>c</sup>	34 (13.4)		5	43 (30.1)		3	15.24	<b>.000</b>
BZD	10 (3.9)		5	10 (7.0)		3	1.20	.272
Opioids <sup>**</sup>	25 (9.8)		5	23 (16.1)		3	2.79	.095
Cannabis	30 (11.8)		5	24 (16.8)		3	1.52	.217
Polysubstance	37 (14.6)		5	18 (12.6)		3	.16	.692
Other	1 (0.4)		5	5 (3.5)		3	4.02	<b>.045</b>
<i>Substances used in a normal week</i>								
Alcohol	169 (70.4)		16	75 (56.8)		13	6.39	<b>.011</b>
Heroin	36 (15.0)		16	37 (28.0)		13	8.36	<b>.004</b>
Methadone/subutex <sup>***</sup>	40 (16.7)		16	39 (29.5)		13	7.69	<b>.006</b>
Other opioids	23 (9.6)		16	29 (22.0)		13	9.86	<b>.002</b>
BZD	89 (37.1)		16	90 (68.2)		13	31.76	<b>.000</b>
Cocaine	29 (12.1)		16	40 (30.3)		13	17.53	<b>.000</b>
Amphetamines	85 (35.4)		16	86 (65.2)		13	29.13	<b>.000</b>
Cannabis	102 (42.5)		16	81 (61.4)		13	11.38	<b>.001</b>
Other	24 (10.0)		16	28 (21.2)		13	8.00	<b>.005</b>

<sup>a</sup>Six SUD patients who did not report whether they had used AAS or not, and seven gamblers were excluded from the analyses.

<sup>c</sup>Amphetamines dominate among stimulants as preferred substance, only four in the SUD non-AAS group and two in the AAS group preferred cocaine.

<sup>\*\*</sup>Opioids as preferred substance for the SUD non-AAS group included 17 heroin, five unprescribed methadone/buprenorphine and three other opioids, and similar numbers for the AAS lifetime group was 15 heroin, five unprescribed OMT-medication and three reported other opioids.

<sup>\*\*\*</sup>Unprescribed use.

stimulants and less common among men with alcohol as most used substance. Co-dependence on and displacement between psychoactive substance use and AAS is both complex and concerning. There is increasing evidence and focus regarding AAS and their propensity for dependence.<sup>14,50</sup> Recently our research group found that dependent AAS users had structural brain characteristics partly resembling what have been observed for other dependencies, such as thinner cortex in prefrontal regions and larger nucleus accumbens,<sup>51</sup> and could

point to a shared vulnerability for dependencies in general. Given the medical risks associated with both chronic AAS and substance use on internal organs or organ systems including the cardiovascular system,<sup>24,52,53</sup> the human brain,<sup>16,17,20,54</sup> kidney and liver,<sup>55,56</sup> and the endocrine system,<sup>21,23</sup> the combined use of AAS and psychoactive substances will likely increase the risks for medical implications considerably. For example, use of stimulants is associated with aging of the cardiovascular system,<sup>57</sup> vasospasm<sup>58</sup> and increased risk of

**Table 3.** Characteristics of AAS usage among male SUD patients (n=145).

	N (%)	RANGE	MISSING
Debut of age, mean (SD)	22.8 (6.1)	14–45	2
Length of AAS use (months), mean (SD)	25.7 (39.0)	1–204	14
Number of AAS combined, mean (SD)	2.4 (1.3)	0–9	25
<i>Average weekly AAS dose (mg)</i>			28
<300	23 (19.7)		
300–1000	66 (56.4)		
>1000	28 (23.9)		
<i>Pattern of use</i>			21
Planned cycles	43 (34.7)		
Unplanned cycles	40 (32.3)		
Continuous use, variable dosages	5 (4.0)		
Continuous use, same dosage	2 (1.6)		
TRT	2 (1.6)		
Other	32 (25.8)		
Length cycle, weeks, mean (SD)	7 (4.9)		6
Planning on using AAS in the future	45 (32.1)		5
SUD prior to AAS debut	90 (64.3)		5

myocardial infarction.<sup>59</sup> Thus combining AAS and stimulants will likely increase the risk for cardiac morbidity and sudden cardiac death also in young individuals.

#### *AAS used as a mean to rebuild a thin body*

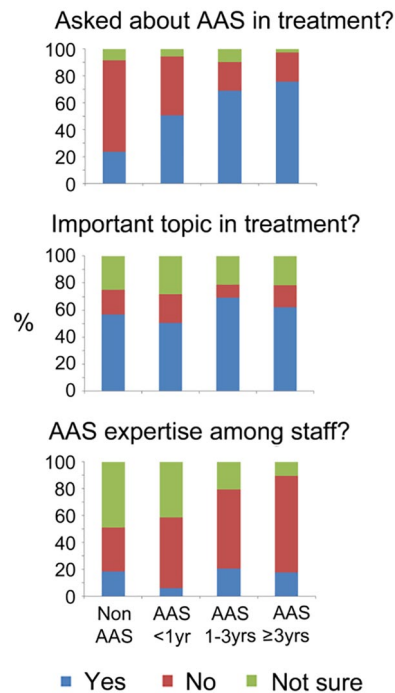
Psychoactive substance use prior to AAS initiation is common,<sup>60,61</sup> and is also observed in our study. A less explored reason for this seems to be linked to the weight loss that often accompany the misuse of some substances, stimulants in particular.<sup>62</sup> Four of the eleven AAS using female and 44.5% of the AAS using male participants reported initiation of AAS because the use of psychoactive substances made them thinner. This is consistent with findings from a qualitative study describing how performance enhancing drugs were used during SUD treatment to transform an emaciated drug user's body to become more muscular and healthy looking.<sup>63</sup> This, and our findings that 30.5% of the AAS group reported plans to use AAS in the future suggests that substance use as well as SUD treatment may involve increased risk for AAS use. Conversely, AAS using recreational athletes may subsequently adopt psychoactive substance use. Motivations for such use may be associated with enhancing training or pain relief<sup>64,65</sup> weight loss or fat burning.<sup>66</sup> However, it is likely that psychoactive substance use is initiated or continued for recreational purposes or due to the development of SUD among recreational athletes. It is

therefore important to note that AAS users are not a homogenous group, with significant variation in motivations for use, characteristics and potential health needs<sup>4,5</sup> and failure to recognize this has the potential to result in further barriers to effective engagement.<sup>67</sup>

The relatively lower prevalence of AAS use among women reflects the findings of community based research in Norway and globally.<sup>11,68</sup> However, this may underestimate the levels of use as increased stigma and secrecy are associated with women's use of these substances.<sup>69,70</sup> Furthermore, as adverse consequences are more severe, often permanent and largely dose-dependent,<sup>13</sup> the high AAS dosages reported among women in this study are a cause for concern.

#### *AAS use: a non-topic in SUD treatment*

More than half of the study participants had not been asked about previous or present AAS use during treatment, suggesting that health professionals in SUD treatment facilities do not systematically identify and address AAS use. Furthermore, among those who had experienced that AAS was a topic during treatment, only 14.7% experienced their treatment providers to have expertise about AAS. Previous studies have found that AAS users perceive health professionals as unknowledgeable about AAS<sup>71,72</sup> and may avoid health services due to a fear of reporting practices resulting



**Figure 2.** AAS as an issue in SUD treatment.

The participants responded to the following questions:

1. Have you been asked about AAS use during SUD treatment? (n = 547).

2. Do you think use of AAS is important to take into account in SUD treatment? (n = 547).

3. Have you experienced your treatment providers to have knowledge about AAS? (n = 186).

When comparing the groups of SUD patients; no use (A), AAS use less than a year (B), AAS use from 1 to 3 years (C) and AAS use for more than 3 years (D) for three questions, group differences were found for question 1 only: A < B, C and D ( $P < .0001$ ), B < D ( $P < .021$ ).

in sanctions<sup>73</sup> and stigmatization.<sup>74-76</sup> In addition, use and possession of AAS during treatment is reported to be a reason for expulsion from SUD-treatment<sup>39</sup> and information about current use may therefore not be revealed.

## Limitations

Limitations of the study includes the use of self-report with a risk of underreporting AAS use, as some participants might be worried that their answers would leak to treatment providers or significant others. The study also has validity problems related to potential overestimation of use. Although all SUD patients were informed that it was important to participate whether they had experience with AAS or not, it is possible that the survey theme «AAS use among patients in SUD treatment» may have led some SUD patients without AAS use experiences to refrain from participation. There are other sources of potential selection bias as well, for example, language barriers, acute mental illness or being in a state of withdrawal that potentially might have hindered SUD patients from participating. Furthermore, treatment facilities choosing not to participate in the study, may also be a potential selection bias. Also, reading difficulties, impaired memory and reduced concentration may have been a hindrance for responding to all parts of the questionnaire, or for participation in the study. As 80.5% of the participants were inpatients and most data collection occurred

during the daytime, some patients could not participate as they had treatment appointments or were involved in other activities. In addition, it is possible that inpatients had more complex treatment needs than outpatients. Furthermore, one-fourth of the participants were women with this being lower than the one-third of SUD patients nationally.

## Conclusion

While the use of AAS remains a minority activity within the general population, lifetime use of AAS among men and women in SUD treatment services in Norway is ten times as high. AAS use is associated with severe medical and psychological harms, and the comorbid use of AAS and psychoactive substances among SUD patients will increase the likelihood and severity of deleterious effects. There is a need to emphasize AAS use as an important part of SUD treatment, where the level of competence around AAS thematic among health professionals needs to be raised in order to address the needs of this patient group.

## Author Contribution

AB is project manager and conceived and designed the study. MLJ contributed to design of the study. Data collection: MLJ, AB, IAH. Data management and analysis: MLJ. All authors took part in planning of the analysis and interpretation of the findings. Wrote the first draft of the manuscript: IAH, AB, MLJ. Major contribution to the writing of the manuscript: JMV, MCVH. All authors agree with manuscript results and conclusions, made critical revisions and approved final version of the manuscript.

## ORCID iD

Ingrid Amalia Havnes  <https://orcid.org/0000-0002-1070-0065>

## Supplemental material

Supplemental material for this article is available online.

## REFERENCES

- Kicman A. Pharmacology of anabolic steroids. *Br J Pharmacol.* 2008;154(3):502-521.
- McVeigh J, Bates G, Chandler M. *Steroids and Image Enhancing Drugs.* Liverpool: Centre for Public Health, Liverpool John Moores University; 2015.
- Bhasin S, Storer TW, Berman N, et al. The effects of supraphysiologic doses of testosterone on muscle size and strength in normal men. *N Engl J Med.* 1996;335(1):1-7.
- Christiansen AV, Vinther AS, Liokaftos D. Outline of a typology of men's use of anabolic androgenic steroids in fitness and strength training environments. *Drugs: Educ Prev Polic.* 2017;24(3):295-305.
- Zahnow R, McVeigh J, Bates G, et al. Identifying a typology of men who use Anabolic Androgenic Steroids (AAS). *Int J Drug Policy.* 2018;55:105-112.
- Harris MA, Dunn M, Alwyn T. A qualitative exploration of the motivations underlying anabolic-androgenic steroid use from adolescence into adulthood. *Health Psychol Rep.* 2016;4(4):315-320.
- Kanayama G, Barry S, Hudson JL, Pope HG Jr. Body image and attitudes toward male roles in anabolic-androgenic steroid users. *Am J Psychiatry.* 2006;163(4):697-703.
- Gruber AJ, Pope HG Jr. Psychiatric and medical effects of anabolic-androgenic steroid use in women. *Psychother Psychosom.* 2000;69(1):19-26.



9. Grogan S, Shepherd S, Evans R, Wright S, Hunter G. Experiences of anabolic steroid use: in-depth interviews with men and women body builders. *J Health Psychol.* 2006;11(6):845–856.
10. Ip EJ, Barnett MJ, Tenerowicz MJ, Kim JA, Wei H, Perry PJ. Women and anabolic steroids: an analysis of a dozen users. *Clin J Sport Med.* 2010;20(6):475–481.
11. Sagoe D, Molde H, Andreassen CS, Torsheim T, Pallesen S. The global epidemiology of anabolic-androgenic steroid use: a meta-analysis and meta-regression analysis. *Ann Epidemiol.* 2014;24(5):383–398.
12. Kanayama G, Pope HG Jr. History and epidemiology of anabolic androgens in athletes and non-athletes. *Mol Cell Endocrinol.* 2018;464:4–13.
13. Pope HG Jr, Wood RI, Rogol A, Nyberg F, Bowers L, Bhasin S. Adverse health consequences of performance-enhancing drugs: an Endocrine Society scientific statement. *Endocr Rev.* 2013;35(3):341–375.
14. Piacentino D, Kotzalidis GD, del Casale A, et al. Anabolic-androgenic steroid use and psychopathology in athletes. A systematic review. *Curr Neuropharmacol.* 2015;13(1):101–121.
15. Pope HG, Katz DL. Psychiatric effects of anabolic steroids. *Psychiatric Annals.* 1992;22(1):24–29.
16. Bjørnebekk A, Walhovd KB, Jørstad ML, Due-Tønnessen P, Hullstein IR, Fjell AM. Structural brain imaging of long-term anabolic-androgenic steroid users and nonusing weightlifters. *Biol Psychiatry.* 2017;82(4):294–302.
17. Mackey S, Allgaier N, Chaarani B, et al. Mega-analysis of gray matter volume in substance dependence: general and substance-specific regional effects. *Am J Psychiatry.* 2019;176(2):119–128.
18. Kaufman MJ, Janes AC, Hudson JI, et al. Brain and cognition abnormalities in long-term anabolic-androgenic steroid users. *Drug Alcohol Depend.* 2015;152: 47–56.
19. Kanayama G, Kean J, Hudson JI, Pope HG Jr. Cognitive deficits in long-term anabolic-androgenic steroid users. *Drug Alcohol Depend.* 2013;130(1–3):208–214.
20. Bjørnebekk A, Westlye LT, Walhovd KB, Jørstad ML, Sundseth ØØ, Fjell AM. Cognitive performance and structural brain correlates in long-term anabolic-androgenic steroid exposed and nonexposed weightlifters. *Neuropsychology.* 2019;33(4):547–559.
21. Rahnema CD, Lipshultz LI, Crosnoe LE, Kovac JR, Kim ED. Anabolic steroid-induced hypogonadism: diagnosis and treatment. *Fertil Steril.* 2014;101(5): 1271–1279.
22. Rasmussen JJ, Schou M, Selmer C, et al. Insulin sensitivity in relation to fat distribution and plasma adipocytokines among abusers of anabolic androgenic steroids. *Clin Endocrinol.* 2017;87(3):249–256.
23. Rasmussen JJ, Selmer C, Ostergren PB, et al. Former abusers of anabolic androgenic steroids exhibit decreased testosterone levels and hypogonadal symptoms years after cessation: a case-control study. *PLoS One.* 2016;11(8):e0161208.
24. Baggish AL, Weiner RB, Kanayama G, et al. Cardiovascular toxicity of illicit anabolic-androgenic steroid use. *Circulation.* 2017;135(21):1991–2002.
25. Rasmussen JJ, Schou M, Madsen PL, et al. Increased blood pressure and aortic stiffness among abusers of anabolic androgenic steroids: potential effect of suppressed natriuretic peptides in plasma? *J Hypertens.* 2018;36(2):277–285.
26. Kanayama G, Cohane GH, Weiss RD, Pope HG Jr. Past anabolic-androgenic steroid use among men admitted for substance abuse treatment: an underrecognized problem? *J Clin Psychiatry.* 2003;64(2):156–160.
27. Schwingel PA, Zoppi CC, Cotrim HP. The influence of concomitant use of alcohol, tobacco, cocaine, and anabolic steroids on lipid profiles of Brazilian recreational bodybuilders. *Subst Use Misuse.* 2014;49(9):1115–1125.
28. Garevik N, Rane A. Dual use of anabolic-androgenic steroids and narcotics in Sweden. *Drug Alcohol Depend.* 2010;109(1–3):144–146.
29. Van Hout MC, Kean J. An exploratory study of image and performance enhancement drug use in a male British South Asian community. *Int J Drug Policy.* 2015;26(9):860–867.
30. Sagoe D, McVeigh J, Bjørnebekk A, Essilfie MS, Andreassen CS, Pallesen S. Polypharmacy among anabolic-androgenic steroid users: a descriptive metasynthesis. *Subst Abuse Treat Prev Policy.* 2015;10:12.
31. Salinas M, Floodgate W, Ralphs R. Polydrug use and polydrug markets amongst image and performance enhancing drug users: implications for harm reduction interventions and drug policy. *Int J Drug Policy.* 2019;67:43–51.
32. Hope V, McVeigh J, Marongiu A, et al. Prevalence of, and risk factors for, human immunodeficiency virus, hepatitis B and hepatitis C infections among men who inject image- and performance-enhancing drugs in England & Wales. *HIV Med.* 2013;14:2–2.
33. Ljungdahl S, Ehrnborg C, Eriksson B, et al. Patients who seek treatment for AAS abuse in Sweden: description of characteristics, substance pattern and mortality rate. *J Addict Med Ther.* 2019;3:11.
34. Hauger LE, Sagoe D, Vaskinn A, et al. Anabolic androgenic steroid dependence is associated with impaired emotion recognition. *Psychopharmacology (Berl).* 2019;236(9):2667–2676.
35. Bates G, Tod D, Leavey C, McVeigh J. An evidence-based socioecological framework to understand men's use of anabolic androgenic steroids and inform interventions in this area. *Drugs: Educ Prev Polic.* 2019;26(6):484–492.
36. Duffy RM, Kelly BD. Steroids, psychosis and poly-substance abuse. *Irish Journal of Psychological Medicine.* 2015;32(2):227–230.
37. Skarberg K, Engstrom I. Troubled social background of male anabolic-androgenic steroid abusers in treatment. *Subst Abuse Treat Prev Policy.* 2007;2:20.
38. Lundholm L, Kall K, Wallin S, Thiblin I. Use of anabolic androgenic steroids in substance abusers arrested for crime. *Drug Alcohol Depend.* 2010;111(3): 222–226.
39. Nøkleby H. Use of doping agents and symptoms of eating disorders among male and female patients in drug addiction treatment. *Nordic Studies on Alcohol and Drugs.* 2013; 30(4):331–346.
40. Bawor M, Bami H, Dennis BB, et al. Testosterone suppression in opioid users: a systematic review and meta-analysis. *Drug Alcohol Depend.* 2015;149:1–9.
41. Sagoe D, Torsheim T, Molde H, Andreassen CS, Pallesen S. Anabolic-androgenic steroid use in the Nordic countries: a meta-analysis and meta-regression analysis. *Nordic Studies on Alcohol and Drugs.* 2015;32(1):7–20.
42. Sagoe D, Andreassen CS, Molde H, Torsheim T, Pallesen S. Prevalence and correlates of anabolic-androgenic steroid use in a nationally representative sample of 17-year-old Norwegian adolescents. *Subst Use Misuse.* 2015;50(2):139–147.
43. Arvary D, Pope HG Jr. Anabolic-androgenic steroids as a gateway to opioid dependence. *N Engl J Med.* 2000;342(20):1532.
44. Whiteford HA, Degenhardt L, Rehm J, et al. Global burden of disease attributable to mental and substance use disorders: findings from the Global Burden of Disease Study 2010. *Lancet.* 2013;382(9904):1575–1586.
45. Degenhardt L, Charlson F, Ferrari A, et al. The global burden of disease attributable to alcohol and drug use in 195 countries and territories, 1990–2016: a systematic analysis for the Global Burden of Disease Study 2016. *Lancet Psychiatry.* 2018;5(12):987–1012.
46. Aldridge RW, Story A, Hwang SW, et al. Morbidity and mortality in homeless individuals, prisoners, sex workers, and individuals with substance use disorders in high-income countries: a systematic review and meta-analysis. *Lancet.* 2018;391(10117):241–250.
47. Norwegian Directorate of Health. *Aktivitetstata for psykisk helsevern for voksne og tværfaglig spesialisert rusbehandling, 2017 (Activity data for mental health and SUD treatment 2017)*. Vol 03/2018. Oslo, Norway: Norwegian Directorate of Health; 2018.
48. Norwegian Ministry of Health. *Se meg! En helhetlig rusmiddelpolitikk. St.meld. 30*. Oslo, Norway: Ministry of Health and Care Services; 2012.
49. Blacken P, Hendriks V, Pozzi G, et al. *European Addiction Severity Index Euro-ASI Manual*. Lisbon: European Monitoring Centre for Drugs and Drug Addiction; 2010.
50. Kanayama G, Pope HG. Anabolic-androgenic steroid use and dependence. In: Miller PM ed. *Principles of Addiction: Comprehensive Addictive Behaviors and Disorders, Vol 1*. London, England: Elsevier Academic; 2013:743–753.
51. Hauger LE, Westlye LT, Fjell AM, Walhovd KB, Bjørnebekk A. Structural brain characteristics of anabolic-androgenic steroid dependence in men. *Addiction.* 2019;114(8):1405–1415.
52. Angell P, Chester N, Green D, Somauroo J, Whyte G, George K. Anabolic steroids and cardiovascular risk. *Sports Med.* 2012;42(2):119–134.
53. Fischbach P. The role of illicit drug use in sudden death in the young. *Cardiol Young.* 2017;27(S1):S75–S79.
54. Westlye LT, Kaufmann T, Alnaes D, Hullstein IR, Bjørnebekk A. Brain connectivity aberrations in anabolic-androgenic steroid users. *Neuroimage Clin.* 2016;13:62–69.
55. Schuckit MA. Alcohol-use disorders. *Lancet.* 2009;373(9662):492–501.
56. Solimini R, Rotolo MC, Mastrobattista L, et al. Hepatotoxicity associated with illicit use of anabolic androgenic steroids in doping. *Eur Rev Med Pharmacol Sci.* 2017;21(1 suppl):7–16.
57. Reece AS, Norman A, Hulse GK. Acceleration of cardiovascular-biological age by amphetamine exposure is a power function of chronological age. *Heart Asia.* 2017;9(1):30–38.
58. Chen JP. Methamphetamine-associated acute myocardial infarction and cardiogenic shock with normal coronary arteries: refractory global coronary microvascular spasm. *J Invasive Cardiol.* 2007;19(4):E89–E92.
59. Westover AN, Nakonezny PA, Haley RW. Acute myocardial infarction in young adults who abuse amphetamines. *Drug Alcohol Depend.* 2008;96(1–2):49–56.
60. Hakansson A, Mickelsson K, Wallin C, Berglund M. Anabolic androgenic steroids in the general population: user characteristics and associations with substance use. *Eur Addict Res.* 2012;18(2):83–90.
61. Dodge T, Hoagland MF. The use of anabolic androgenic steroids and polypharmacy: a review of the literature. *Drug Alcohol Depend.* 2011;114(2–3):100–109.
62. Crossin R, Lawrence AJ, Andrews ZB, Duncan JR. Altered body weight associated with substance abuse: a look beyond food intake. *Addict Res Theory.* 2019;27(2):76–84.
63. Nøkleby H, Skårderud F. Body practices among male drug abusers. Meanings of workout and use of doping agents in a drug treatment setting. *Int J Ment Health Addict.* 2013;11(4):490–502.
64. Kanayama G, Hudson JI, Pope HG Jr. Features of men with anabolic-androgenic steroid dependence: a comparison with nondependent AAS users and with AAS nonusers. *Drug Alcohol Depend.* 2009;102(1–3):130–137.
65. Begley E, McVeigh J, Hope V, et al. *Image and Performance Enhancing Drugs: 2016 National Survey Results*. Liverpool: Liverpool John Moores University; 2017.

66. Chandler M, McVeigh J. *Steroids and Image Enhancing Drugs 2013 Survey Results*. Liverpool: LJMU Centre for Public Health; 2014.
67. Underwood M. The unintended consequences of the current approach to blood borne virus prevention amongst people who inject image and performance enhancing drugs: a commentary based on enhanced bodybuilder perspectives. *Int J Drug Policy*. 2019;67:19–23.
68. Angoorani H, Jalali M, Halabchi F. Anabolic-androgenic steroids and prohibited substances misuse among Iranian recreational female bodybuilders and its associated psycho-socio-demographic factors. *Addict Health*. 2018;10(4): 216–222.
69. Börjesson A, Gärevik N, Dahl M-L, Rane A, Ekström L. Recruitment to doping and help-seeking behavior of eight female AAS users. *Subst Abuse Treat Prev Policy*. 2016;11(1):11.
70. Jespersen MR. “Definitely Not for Women”: An Online Community’s Reflections on Women’s Use of Performance Enhancing Drugs in Recreational Sports. In: Tolleneer T, Sterckx S, Bonte P, eds. *Athletic Enhancement, Human Nature and Ethics*. Berlin: Springer; 2013:201–218.
71. Pope HG, Kanayama G, Ionescu-Pioaggia M, Hudson JI. Anabolic steroid users’ attitudes towards physicians. *Addiction*. 2004;99(9):1189–1194.
72. Havnes IA, Skogheim TS. Alienation and lack of trust - barriers to seeking substance use disorder treatment among men who struggle to cease anabolic-androgenic steroid use. *Journal of Extreme Anthropology*. 2019;3(1):94–115.
73. Havnes IA, Jørstad ML, Wisløff C. Anabolic-androgenic steroid users receiving health-related information; health problems, motivations to quit and treatment desires. *Subst Abuse Treat Prev Policy*. 2019;14(1):20.
74. Zahnow R, McVeigh J, Ferris J, Winstock A. Adverse effects, health service engagement, and service satisfaction among anabolic androgenic steroid users. *Contemp Drug Probl*. 2017;44(1):69–83.
75. Dunn M, Henshaw R, McKay FH. Do performance and image enhancing drug users in regional Queensland experience difficulty accessing health services? *Drug Alcohol Rev*. 2016;35(4):377–382.
76. Yu J, Hildebrandt T, Lanzieri N. Healthcare professionals’ stigmatization of men with anabolic androgenic steroid use and eating disorders. *Body Image*. 2015;15: 49–53.