


**Please cite the Published Version**

Turner, MJ , Carrington, S and Miller, A (2019) Psychological distress across sport participation groups: The mediating effects of secondary irrational beliefs on the relationship between primary irrational beliefs and symptoms of anxiety, anger, and depression. *Journal of Clinical Sport Psychology*, 13 (1). pp. 17-40. ISSN 1932-927X

**DOI:** <https://doi.org/10.1123/jcsp.2017-0014>

**Publisher:** Human Kinetics

**Version:** Accepted Version

**Downloaded from:** <https://e-space.mmu.ac.uk/624585/>

**Additional Information:** This is an Author Accepted Manuscript of a paper accepted for publication in *Journal of Clinical Sport Psychology*, published by and copyright Human Kinetics.

**Enquiries:**

If you have questions about this document, contact [openresearch@mmu.ac.uk](mailto:openresearch@mmu.ac.uk). Please include the URL of the record in e-space. If you believe that your, or a third party's rights have been compromised through this document please see our Take Down policy (available from <https://www.mmu.ac.uk/library/using-the-library/policies-and-guidelines>)

1  
2  
3  
4  
5  
6  
7

8

9

10

11 Psychological distress across sport participation groups: The mediating effects of secondary  
12 irrational beliefs on the relationship between primary irrational beliefs and symptoms of  
13 anxiety, anger, and depression.

14

15

Resubmitted: 13<sup>th</sup> August 2017

16

17

Turner, M. J\*., Carrington, S., & Miller, A.

18

Centre for Sport, Health and Exercise Research, Staffordshire University

19

20

21 \*corresponding author: B180, Brindley Building, Leek Road, Staffordshire University, Stoke

22 on Trent, ST4 2DF, 01782294295, [m.turner@staffs.ac.uk](mailto:m.turner@staffs.ac.uk)

23

24

25

26

27

28

29

30 Acknowledgements

31

32 The authors sincerely thank Kayleigh Cook, Rachel Hirst, Helen Davis, and Kirsty Bagley  
33 for their assistance with data collection.

34

## 1 Abstract

2 It is not fully understood to what extent cognitive mediators are involved in the transaction  
3 between contextual factors and athlete mental health. Rational emotive behaviour therapy  
4 (REBT) holds that primary irrational beliefs lead to psychological distress through secondary  
5 irrational beliefs. Therefore this study examined the mediational effects of primary and  
6 secondary irrational beliefs on psychological distress across three sport participation groups;  
7 non-sport participants, recreational sport participants, and elite athletes. This study also  
8 examined the differences in irrational beliefs and psychological distress between individual  
9 and team sport participants, between females and males, and across the three sport  
10 participation groups. Data revealed that secondary irrational beliefs mediated the  
11 relationships between primary irrational beliefs and psychological distress. Between-groups  
12 analyses revealed that elite athletes demonstrated smallest depreciation irrational beliefs, and  
13 elite female athletes reported greater depression symptoms than elite male athletes. The  
14 implications of the findings for research and applied work are discussed.

15 *Keywords:* mental health; well-being; appraisal; anxiety, anger

16  
17  
18  
19  
20  
21  
22  
23  
24  
25

1 Psychological Distress Across Sport Participation Groups: The Mediating Effects Of  
2 Secondary Irrational Beliefs On The Relationship Between Primary Irrational Beliefs And  
3 Symptoms Of Anxiety, Anger, And Depression.

4 The mental health and psychological well-being of athletes has been brought into  
5 focus recently, both in the media and in research. A recent *Frontiers in Psychology* special  
6 issue (MacIntyre, Van Raalte, Brewer, Jones, O'Shea, & McCarthy, 2016) brought the current  
7 understanding of athlete mental health to the fore. Also, Olympic swimmer Michael Jamieson  
8 has spoken openly about his experiences of depression that contributed to his retirement,  
9 stating that he was being “far too analytical of my performances, expecting far too much of  
10 myself on a day-to-day basis in training” (“Michael Jamieson: Depression Goes  
11 Unrecognized in Elite Sport,” 2017). Some authors (Hughes & Leavey, 2012) posit that  
12 athletes are at greater risk of mental illness due to the contextual demands of sport such as the  
13 requirement for high effort, great investment of time, and high exertion of energy, leading to  
14 loss of autonomy and disempowerment, which are symptomatic of burnout that is strongly  
15 correlate with affective disorders such as depression (Creswell & Eklund, 2007).

16 Recently researchers have suggested that athletes may be vulnerable to depressive  
17 symptoms (dysphoria), due to the stressful nature of being an athlete (Frank, Nixdorf, &  
18 Beckmann, 2015). Indeed, past research has indicated that contextual factors can increase the  
19 risk of depression, such as injuries, overtraining, excessive stress, competitive failure, and  
20 aging (e.g., Nixdorf, Frank, & Beckmann, 2016; Reardon & Factor, 2010), tournament  
21 frequency, important tournaments, and chronic stress (Nixdorf, Frank, & Beckmann, 2015).  
22 In addition, researchers have found that athletes competing in individual sports, compared to  
23 team sports, report higher symptoms of depression (Nixdorf et al., 2016) and that female  
24 athletes report greater prevalence of depressive symptoms than male athletes (Schaal et al.,  
25 2011; Storch, Storch, Killiany, & Roberti, 2005; Wolanin, Hong, Marks, Panchoo, & Gross,

1 2016). Further, those engaged in sport report lower levels of depressive symptoms than those  
2 not engaged in sport (Armstrong & Oomen-Early, 2007; Uglesic et al., 2014). Therefore,  
3 demographic factors appear to be important in the study of athlete mental health.

4         However, when viewed through a cognitive-behavioural lens, it is not yet fully  
5 understood whether and to what extent cognitive mediators are involved in the transaction  
6 between contextual factors and athlete mental health. Given the importance of mental health  
7 in athletes, and the recent call to action within the sport psychology domain (MacIntyre et al.,  
8 2016), the present study seeks to advance the knowledge base concerning the antecedents of  
9 psychological distress in athletes. Psychological distress is negatively related to mental  
10 health (Payton, 2009) and has been defined as a state of emotional suffering characterized by  
11 symptoms of depression and anxiety (Mirowsky & Ross, 2002). In the current study separate  
12 markers of anxiety, depression, and anger, are used indicate psychological distress.

13         One cognitive-behavioural approach that is receiving growing attention in sport and  
14 exercise literature (see Turner, 2016 for a review) is rational emotive behaviour therapy  
15 (REBT; Ellis, 1957). REBT was the first cognitive-behavioural theory (CBT) and posits that  
16 it is not events that directly cause psychological distress; rather it is one's beliefs about the  
17 events that lead to emotional and behavioral reactivity. REBT is distinguished from other  
18 CBT approaches by placing irrational and rational beliefs at its core. In REBT rational beliefs  
19 (flexible, non-extreme, and logical) lead to psychological health, whereas irrational beliefs  
20 (rigid, extreme, and illogical) lead to psychological distress. There are four types of rational  
21 and irrational beliefs. Rational beliefs comprise a primary rational belief (preferences) and  
22 three secondary beliefs (anti-awfulizing, high frustration tolerance; HFT, and self/other  
23 acceptance). Irrational beliefs comprise a primary irrational belief (demandingness; PIB) and  
24 three secondary beliefs (awfulizing; AWF, low frustration tolerance; LFT, and self/other  
25 depreciation; DEP).

1           Research investigating REBT within sport has focused on the application of REBT  
2 with a range of athletes, using group and one-to-one intervention methods (e.g., Cunningham  
3 & Turner, 2016; Deen, Turner, & Wong, 2017; Turner & Barker, 2013; Turner, Slater, &  
4 Barker, 2015; Wood, Barker, & Turner, 2016). Results from the extant literature support the  
5 application of REBT with athletes to reduce irrational beliefs and anxiety, and increase  
6 rational beliefs, resilient qualities, and performance. However, research is yet to examine the  
7 prevalence of irrational beliefs in athletes compared to non-athletes and to fully explore the  
8 relationships between irrational beliefs and psychological distress. In fact, just one study has  
9 examined the relationships between irrational beliefs and athlete psychological well-being,  
10 finding that irrational beliefs were positively related to increased physical and emotional  
11 exhaustion of Gaelic Football athletes over an in-season eight-week period (Turner & Moore,  
12 2016). In contrast, the relationship between irrational beliefs and psychological distress (and  
13 mental illness) is much explored outside of sport (see Turner, 2016, for a review). In one  
14 study (Macavei, 2005), a comparison between non-depressed, dysphoric, and clinically  
15 depressed participants revealed that irrational beliefs (AWF, LFT, and DEP) were highest in  
16 clinically depressed participants, followed by dysphoric participants, and then non-depressed  
17 participants. Interestingly, PIB did not differ between non-depressed, dysphoric, and  
18 clinically depressed participants. A recent meta-analysis investigating the relationships  
19 between irrational beliefs and negative affect (Visla, Fluckiger, Holtforth, & David, 2016)  
20 revealed significant small to moderate effect sizes for general distress ( $r = .36$ ), depression ( $r$   
21  $= .33$ ), anxiety ( $r = .41$ ), anger ( $r = .25$ ), and guilt ( $r = .29$ ). In general, there is a moderate but  
22 robust relationship between irrational beliefs and psychological distress (MacInnes, 2004). At  
23 present, it is not known whether the relationships between irrational beliefs and psychological  
24 distress hold true in athletic samples.

1           The relationships between irrational beliefs and psychological distress may be driven  
2 by particular core irrational beliefs (Visla et al., 2016). Indeed, the study by Macavei (2005)  
3 found that PIB did not distinguish between non-depressed, dysphoric, and clinically  
4 depressed participants, and past research suggests that particular *secondary* irrational beliefs  
5 (AWF, LFT, and DEP) might offer more proximal causes for specific emotions. In one study  
6 (David, Schnur, & Belloiu, 2002), it was found that AWF helped to explain the most variance  
7 in anxiety (alongside high motivational relevance, low motivational congruence, and low  
8 emotion-focused coping), LFT helped to explain the most variance in anger (alongside high  
9 motivational relevance, low motivational congruence, and high other-accountability), and  
10 DEP helped to explain the most variance in depression (alongside high motivational  
11 relevance, low motivational congruence, low problem focused coping, and low future  
12 expectations). With these findings replicated (David, David, Ghinea, Macavei, & Kallay,  
13 2005), it seems that PIB relate to anxiety, anger, and depression, most strongly via AWF,  
14 LFT and DEP, respectively. The notion that secondary irrational beliefs are more proximal to  
15 psychological distress has been subjected to mediation analyses. In one study of varsity  
16 students (DiLorenzo, David, & Montgomery, 2007), secondary irrational beliefs (AWF, LFT,  
17 and DEP) were found to fully mediate the relationship between PIB and psychological  
18 distress. DiLorenzo et al. advocate the examination of specific emotions as opposed to a  
19 single indicator of psychological distress, and call for the use of a more diverse sample.

20           The mediational effects of irrational primary and secondary beliefs on psychological  
21 distress have been conceptualized in REBT theory (Ellis & Dryden, 1997) and past research  
22 (e.g., DiLorenzo et al., 2007) as the “REBT-I Model” (p. 767). In the REBT-I Model,  
23 secondary irrational beliefs mediate the relationship between PIB and psychological distress.  
24 The present study tests the REBT-I Model (Figure 1) in a non-sporting and sporting sample  
25 (recreational and elite), and makes specific hypotheses in relation to the REBT-I Model with

1 regards to predicting symptoms of anxiety, anger, and depression (psychological distress).  
2 This is the first study to examine the core primary and secondary irrational beliefs in varying  
3 levels of sport participation and the first to test the REBT-I Model in a sporting sample.  
4 Indeed, the present study serves as both a replication of DiLorenzo et al.'s mediational study  
5 and an extension to the literature by examining specific emotions that indicate psychological  
6 distress and irrational performance beliefs (rather than general irrational beliefs), in a sporting  
7 sample. The present study also adds to the extant literature concerning the mental health of  
8 sport participants by seeking to understand the potential role of irrational beliefs in symptoms  
9 of anxiety, anger, and depression. Following DiLorenzo et al.'s recommendations, the present  
10 study investigates the mediational effects of secondary irrational beliefs on the relationship  
11 between PIB and psychological distress (anxiety, anger, and depression).

12         The present study chiefly aims to test the REBT-I Model across non-sport  
13 participants, recreational sport participants, and elite athletes. First, in line with REBT theory  
14 (REBT-I Model) and past research, and following mediation guidelines (e.g., Hayes, 2009), it  
15 is hypothesized that secondary irrational beliefs will mediate the relationships between PIB  
16 and forms of psychological distress. Specifically, it is hypothesized that LFT, AWF, and DEP  
17 will mediate the effects of PIB on anxiety, anger, and depression.

18         A secondary aim of the present study is to examine the differences in irrational beliefs  
19 and psychological distress between individual and team sport participants, between females  
20 and males, and across non-sport participants, recreational sport participants, and elite athletes.  
21 The investigation of between-groups differences in irrational beliefs and psychological  
22 distress adds to past research that reports differences between individual and team sport  
23 athletes (Nixdorf et al., 2016), females and males (e.g., Wolanin et al., 2016), and between  
24 non-athletes and athletes (e.g., Ugle et al., 2014).





1 bodybuilding ( $n = 1$ ), golf ( $n = 1$ ), show jumping ( $n = 4$ ), hockey ( $n = 5$ ), mixed martial arts  
2 ( $n = 1$ ), karate ( $n = 1$ ), rugby ( $n = 7$ ), shooting ( $n = 1$ ), volleyball ( $n = 1$ ), dance ( $n = 1$ ), pool  
3 ( $n = 1$ ), mountaineering ( $n = 1$ ), karting ( $n = 1$ ), and triathlon ( $n = 9$ ). Participants were  
4 recruited using convenience, snowball, and random sampling via social media. A university  
5 ethics panel granted ethical approval, and all participants completed informed and/or minor  
6 assent prior to any data collection. All data were collected using an online questionnaire  
7 (Qualtrics), which took approximately 5 minutes to complete.

#### 8 Measures

9       Irrational performance beliefs. To assess the presence of irrational beliefs, participants  
10 completed the irrational performance beliefs inventory (iPBI; Turner et al., 2016). The  
11 questionnaire is designed for usage in performance settings (such as sport) and consists of 28-  
12 items, seven-items for each of its four subscales (PIB, LFT, AWF, and DEP). Responses are  
13 made on a 5-point Likert-scale ranging from 1 (*strongly disagree*) to 5 (*strongly agree*). The  
14 iPBI has been shown to have good criterion, construct, and concurrent reliability (Turner et  
15 al., 2016). For the current sample, Cronbach's  $\alpha$  were PIB = .68, LFT = .74, AWF = .70, DEP  
16 = .87. Therefore, subscales demonstrated acceptable to good internal consistency  
17 (Loewenthal, 2004).

18       Psychological distress. The State Trait Personality Inventory (STPI; Spielberger,  
19 1979) was used in order to assess participants' symptoms of anxiety, anger, and depression.  
20 Anxiety, anger, and depression are considered major indicators of psychological distress, and  
21 have been referred to as "critical psychological vital signs that are strongly related to an  
22 individual's well-being" (Spielberger & Reheiser, 2009, p. 272). The STPI comprises 80  
23 items assessed on a Likert scale (1 = *almost never*; 4 = *almost always*), 40 assessing state and  
24 40 assessing trait emotional tendencies including anxiety, anger, depression, and curiosity,  
25 distributed in 10-items per emotion. Only trait anxiety, anger, depression items were used in

1 the current study, demonstrating internal consistency, with Cronbach's  $\alpha$  coefficients of .82  
2 for anxiety, .86 for anger, and .84 for depression.

### 3 Procedures

4 Participants were recruited using convenience, snowball, and random sampling via  
5 social media. Convenience sampling was achieved by liaising with U.K. sport and exercise  
6 psychologists and researchers to gain access to athlete groups with whom they worked.  
7 Snowball sampling was achieved by encouraging participants, on completion of the survey,  
8 to send the details of the study to other potential participants that may or may not take part in  
9 sport. Random sampling was achieved via a social media campaign targeting sporting  
10 organizations to engage their athletes in the project, and targeting the general public for the  
11 recreational and non-sport samples. The authors adopted multiple sample recruitment devices  
12 to limit self-selection and sampling biases associated with a single approach to sample  
13 recruitment. Potential participants were asked to email the authors to take part in the study  
14 and were then sent the online questionnaire (iPBI and STPI) to complete via a hyperlink sent  
15 to them via email. In addition to irrational beliefs and emotions data, participants were also  
16 asked to report their age, sex, the sport they compete within and the competitive level of their  
17 sport. Participants were then fully debriefed as to the purpose of the study.

### 18 Analytic Strategy

19 Prior to main data analyses, data underwent missing values analyses and were  
20 screened for outliers. Missing data analyses showed that data were not missing completely at  
21 random (MCAR) for any variable, and thus missing data were not imputed. To identify  
22 outliers, Shapiro Wilks tests were performed, and  $z$  scores inspected. Significant outliers with  
23 a  $z$  score of 2SDs were windzorized (Smith, 2011).

24 In line with recent studies (DiLorenzo et al., 2007; Felton & Jowett, 2013) adopting  
25 the same study design, descriptive statistics including means ( $M$ s), standard deviations ( $SD$ s),

1 and intercorrelations ( $r_s$ ) were calculated for the main study variables including PIB, LFT,  
2 AWF, DEP, anxiety, anger, depression, and age as a prerequisite for mediational analyses  
3 (Table 1). Because the participant sample included three distinct participation groups (elite  
4 athletes, recreational sport participants, and non-sport participants), it was also important to  
5 examine the differences in irrational beliefs and psychological distress between these groups.  
6 Indeed, past research has not investigated the differences in irrational beliefs between elite  
7 athletes and sub-elite or non-athletes. In addition, due to past research indicating sex  
8 differences in irrational beliefs and psychological distress, the differences between females  
9 and males were also assessed. Finally, as past research has indicated differences in depression  
10 between team and individual athletes, the differences between team and individual sport  
11 participants in irrational beliefs and psychological distress were also examined. Therefore,  
12 two 3-way MANCOVAs were conducted, one for the four core irrational beliefs, and one for  
13 the three emotions that indicate psychological distress.

14 Mediation with bootstrapping analyses were conducted using Model 4 of the Process  
15 macro (Haynes, 2012) in SPSS, to replicate the REBT-I model defined by DiLorenzo et al.  
16 (2007), but with the three distinct emotions anxiety, anger, and depression. A total of nine  
17 mediation analyses were conducted to examine the mediational effects of LFT, AWF, and  
18 DEP, on the relationship between PIB and each of the three emotions (anxiety, anger,  
19 depression). To assess indirect effects in the mediation analyses, 95% bias corrected  
20 bootstrap confidence intervals (based on 5,000 bootstrap samples) were used.

## 21 Results

### 22 Descriptive statistics

23 Descriptive statistics can be seen in Table 1, including mean ( $\pm$  SD) scores for  
24 irrational performance beliefs, anxiety, anger, and depression, across sport participation  
25 group, sex, and sport-type, and norm levels for each variable. Data showed that participants

1 in the current sample scored higher than norms on all variables, except for symptoms of  
2 depression, where present data was equal to norm data. Correlation coefficients (Table 2)  
3 revealed that all irrational beliefs were positively and significantly related to all  
4 psychological distress variables, and with each other. These inferential statistics, alongside  
5 past research (DiLorenzo et al., 2007; Turner et al., 2016), indicate that irrational beliefs are  
6 positively associated with psychological distress, thus warranting the inclusion of all  
7 irrational beliefs and psychological distress variables in the mediation analyses. Because age  
8 was weakly but significantly related to LFT, DEP, and anxiety, and has been shown to be  
9 related to irrational beliefs in the past (e.g., Turner et al., 2016), age was included as a  
10 covariate in all further analyses.

#### 11 Group differences

12 Irrational beliefs. The three-way MANCOVA indicated a significant main effect for  
13 sport participation group,  $\Lambda = .89$ ,  $F(4,588) = 4.33$ ,  $p < .001$ ,  $\eta^2 = .06$ . A significant between-  
14 subjects effect was revealed for DEP,  $F(2,297) = 8.46$ ,  $p < .001$ ,  $\eta^2 = .05$ , with pairwise  
15 comparisons of means indicating that elite athletes ( $M = 16.14$ ;  $SD = 5.40$ ) reported  
16 significantly smaller ( $p < .001$ ) DEP than non-sporting ( $M = 19.82$ ;  $SD = 4.23$ ) participants,  
17 and that recreational athletes ( $M = 17.68$ ;  $SD = 5.98$ ) reported significantly smaller ( $p < .03$ )  
18 DEP than non-sporting participants. There were no significant between-subjects effects for  
19 PIB,  $F(2,297) = 1.86$ ,  $p > .05$ ,  $\eta^2 = .01$ , LFT,  $F(2,297) = 1.62$ ,  $p > .05$ ,  $\eta^2 = .01$ , and AWF,  $F$   
20  $(2,297) = .42$ ,  $p > .05$ ,  $\eta^2 < .01$ . See Table 1 for mean irrational beliefs across sport  
21 participation groups.

22 There was a significant main effect for sex,  $\Lambda = .96$ ,  $F(4,294) = 3.26$ ,  $p < .02$ ,  $\eta^2 =$   
23  $.04$ . A significant between-subjects effect was revealed for PIB,  $F(1,297) = 8.46$ ,  $p < .01$ ,  $\eta^2 =$   
24  $.03$ , with pairwise comparisons of Means indicating that females ( $M = 25.97$ ;  $SD = 3.64$ )  
25 reported significantly greater PIB than males ( $M = 24.26$ ;  $SD = 3.39$ ). A significant between-

1 subjects effect was revealed for LFT,  $F(1,297) = 10.50, p < .01, \eta^2 = .34$ , with pairwise  
2 comparisons of means indicating that females ( $M = 26.99; SD = 3.33$ ) reported significantly  
3 greater LFT than males ( $M = 25.17; SD = 3.58$ ). A significant between-subjects effect was  
4 revealed for AWF,  $F(1,297) = 6.76, p = .01, \eta^2 = .02$ , with pairwise comparisons of means  
5 indicating that females ( $M = 24.28; SD = 3.89$ ) reported significantly greater AWF than  
6 males ( $M = 22.68; SD = 4.03$ ). No significant between-subjects effect was revealed for DEP,  
7  $F(1,297) = 2.30, p > .05, \eta^2 = .01$ .

8         There was no significant main effect for sport-type,  $\Lambda = .99, F(4,294) = .65, p > .05,$   
9  $\eta^2 = .01$ , indicating no differences in irrational beliefs between team and individual sports  
10 participants.

11         Psychological distress. The three-way MANCOVA indicated no significant main  
12 effect for participation group,  $\Lambda = .96, F(6,590) = 1.84, p > .05, \eta^2 = .02$ . There was a  
13 significant main effect for sex,  $\Lambda = .91, F(3,295) = 9.78, p < .01, \eta^2 = .09$ . A significant  
14 between-subjects effect was revealed for anxiety,  $F(1,310) = 13.924, p < .001, \eta^2 = .05$ , with  
15 pairwise comparisons of means indicating that females ( $M = 21.39; SD = 5.29$ ) reported  
16 significantly greater ( $p < .001$ ) anxiety than males ( $M = 18.76; SD = 4.51$ ). There was no  
17 significant main effect for sport-type,  $\Lambda = .99, F(3,295) = .11, p > .05, \eta^2 = .001$ , indicating  
18 no differences in psychological distress between team and individual sports participants.

19         There was a significant interaction effect for group and sex in depression symptoms  
20 scores,  $F(2,297) = 3.80, p < .03$ , with follow-up univariate (ANCOVA) tests indicating that  
21 elite females athletes reported significantly ( $p < .04, \eta^2 = .03$ ) greater depression symptoms  
22 ( $M = 17.44; SD = 5.86$ ) than elite male athletes ( $M = 15.30; SD = 4.92$ ; Table 3).

23         In sum, elite athletes demonstrated smaller DEP than recreational sport participants,  
24 and recreational sport participants reported smaller DEP than non-sport participants.  
25 However, there were no differences in PIB, LFT, or AWF between sport participation groups.

1 Females reported greater PIB, LFT, and AWF, and anxiety, than males. Also, elite female  
2 athletes reported greater symptoms of depression than elite male athletes. There were no  
3 differences in irrational beliefs and psychological distress between sport-types (team vs.  
4 individual).

#### 5 Mediation analyses

6 Due to significant MANCOVAs, all mediation analyses included participation group  
7 and age as covariates, allowing participation group and age to be accounted for. In line with  
8 past research (DiLorenzo et al., 2007), a graphical representation of each mediation analysis  
9 is shown in Figure 2 (anxiety), Figure 3 (anger), and Figure 4 (depression), and in addition,  
10 related regression effects ( $R^2$ Change),  $F$  values, bootstrapped standardized confidence  
11 intervals (CIs), and Sobel tests, can be seen in Table 4.

12 Anxiety. For LFT there was no difference between direct and indirect mediated  
13 effects of PIB and anxiety. For AWF and DEP, the mediational hypothesis was supported  
14 with AWF ( $c$  path  $\beta = .48, p < .001$  to  $c'$  path  $\beta = .20, p < .01$ ) and DEP ( $c$  path  $\beta = .48, p <$   
15  $.001$  to  $c'$  path  $\beta = .30, p < .01$ ), both fully mediating the relationship between PIB and  
16 anxiety.

17 Anger. For LFT, AWF, and DEP, the mediational hypothesis was supported with LFT  
18 ( $c$  path  $\beta = .39, p < .001$  to  $c'$  path  $\beta = .19, p > .05$ ), AWF ( $c$  path  $\beta = .39, p < .001$  to  $c'$   
19 path  $\beta = .04, p > .05$ ) and DEP ( $c$  path  $\beta = .39, p < .001$  to  $c'$  path  $\beta = .17, p < .05$ ), both  
20 fully mediating the relationship between PIB and anxiety.

21 Depression. For LFT there was no difference between direct and indirect mediated  
22 effects of PIB and depression. For AWF and DEP, the mediational hypothesis was supported  
23 with AWF ( $c$  path  $\beta = .16, p < .05$  to  $c'$  path  $\beta = -.14, p > .05$ ) and DEP ( $c$  path  $\beta = .16, p <$   
24  $.05$  to  $c'$  path  $\beta = -.04, p > .05$ ) both fully mediating the relationship between PIB and  
25 depression.





1 participants, but in contrast to past research (e.g., Ugle et al., 2014), there were no differences  
2 in psychological distress across the groups. This is the first published study to reveal  
3 differences in irrational beliefs across sport participation groups. Data analysis also showed  
4 that female participants reported greater PIB, LFT, AWF and anxiety than males, and elite  
5 female athletes reported greater symptoms of depression than elite male athletes. The finding  
6 that females reported greater irrational beliefs than males supports past REBT literature (e.g.,  
7 Walen & Greiger, 1988), and females reporting greater symptoms of anxiety supports past  
8 research that indicates that female sport participants may be more prone to mental ill-health  
9 (e.g., Wolanin et al., 2016). This is also consistent with data from the general population.  
10 Finally, contradicting past research (Nixdorf et al., 2016), and against a study hypothesis,  
11 there were no differences in irrational beliefs or psychological distress between individual  
12 and team sport participants.

13         The present study supports contemporary theory and research (e.g., DiLorenzo et al.,  
14 2007) regarding the relationships between the four core irrational beliefs and psychological  
15 distress. Specifically, the REBT-Model I was broadly supported, with the relationships  
16 between PIB and anxiety, anger, and depression mediated by secondary irrational beliefs  
17 (AWF, LFT, and DEP). However, LFT only mediated the relationship between PIB and  
18 anger. These findings suggest that, as found in previous literature (David et al., 2002; David  
19 et al., 2005; DiLorenzo et al., 2007), PIBs are primary appraisal components, while AWF,  
20 DEP, and to some extent LFT, are secondary appraisal mechanisms. Past research has also  
21 found that the relationships between PIB, LFT, and psychological distress are less consistent  
22 (e.g., DiLorenzo et al., 2007), which might suggest that PIB and LFT might contribute to  
23 anxiety and depression separately, rather than interactively. The seemingly specific  
24 relationship between LFT and anger supports past research demonstrating the association  
25 between LFT and aggressive expression of anger (Martin & Dahlen, 2004), and reduced

1 anger control (Moller & Van der Merwe, 1997). The present study not only supports previous  
2 research, it also extends the literature by demonstrating validity for the REBT-Model I in  
3 specific emotional indicators of psychological distress, as called for by researchers  
4 (DiLorenzo et al., 2007). The present study also extends past research by recruiting a sport  
5 participation sample, including both recreational and elite athletes. Importantly, the findings  
6 yield a similar pattern of results as previous work in varsity samples (e.g., DiLorenzo et al.,  
7 2007), thus aiding the generalizability of REBT-Model I across different populations.

8         The implications of the mediation results in the present study are threefold. First, the  
9 data provides an insight into potentially important associates, namely the four core irrational  
10 beliefs, of psychological distress across a spectrum of sport participants. Importantly, the  
11 current study data indicates that the mediational relationships present within general and  
12 clinical populations (e.g., David et al., 2005) are also present within a sport participation  
13 sample. While past research has elucidated important situational factors that increase mental  
14 health risk (e.g., injuries, competitive failure, ageing; Nixdorf et al., 2016; Reardon & Factor,  
15 2010), the present study offers cognitive factors that are ultimately more controllable for  
16 athletes, although it should be noted that irrational beliefs can be difficult to change (Ellis &  
17 Dryden, 1997) due to being deeply ingrained (Macavei & McMahon, 2010). That is, it is not  
18 always possible for an athlete to avoid injury or competitive failure, and of course nobody  
19 can escape aging, but through REBT it is possible to reduce irrational beliefs at a general  
20 (e.g., Turner & Barker, 2013) and specific (Cunningham & Turner, 2016) level. Although the  
21 current study offers no direct evidence that irrational beliefs can be controlled, the efficacy of  
22 REBT in reducing emotional disturbance has been supported in hundreds of research articles  
23 (David, Montgomery, Macavei, & Bovbjerg, 2005) in both clinical and nonclinical  
24 populations, youths and adults (David & Avellino, 2002), and by three meta-analyses  
25 (Engles, Garnefski, & Diekstra, 1993; Gonzalez, Nelson, Gutkin, Saunders, Galloway, &

1 Shwery, 2004; Lyons & Woods, 1991). In particular, one meta-analysis offered strong  
2 support for REBT (Engles et al., 1993; effect size of 1.62) and concluded that REBT's  
3 superiority over placebo treatment conditions was directly related to an increase in rational  
4 thinking. Therefore, practitioners can help athletes to control their irrational beliefs (i.e.,  
5 reduce irrational beliefs in favor of rational beliefs) in order to reduce the risk of experiencing  
6 psychological distress.

7         Second, in the case of anger symptoms, the mediation analyses indicate that LFT is  
8 more proximal than the other core irrational beliefs. Therefore, interventions designed to help  
9 individuals reduce their anger should focus on revealing potential LFT beliefs, and then in  
10 line with REBT, disputing LFT and endorsing HFT. Finally, mediation analyses revealed that  
11 both AWF and DEP are more proximal to all three emotions, and therefore a full assessment  
12 of irrational beliefs should be completed with clients who present with anxiety, anger, or  
13 depression symptoms. This is important because REBT practitioners strive towards  
14 uncovering a client's full irrational beliefs where secondary irrational beliefs (LFT, AWF,  
15 and or DEP) are derived from primary irrational beliefs (Dryden, 2009). So when working  
16 with an individual, irrational beliefs are more accurately revealed as couplets such as "I must  
17 be accepted by people (PIB) and it means I am worthless if I am not (DEP)," for example.  
18 The results of the present study reinforce the importance of helping clients to explore both  
19 primary and secondary beliefs as potential associates of psychological distress.

20         The results of the mediation and correlational analyses report in the present paper  
21 should not be taken to mean that irrational beliefs cause psychological distress. Whilst theory  
22 and research attest to the directional relationship between irrational beliefs and psychological  
23 distress, the cross-sectional data reported in this study were collected at a single time point,  
24 thus it is not possible to detect causation. Only one study involving athletes has demonstrated  
25 that irrational beliefs predict increases in psychological ill-being (burnout; Turner & Moore,

1 2016). Also, and importantly, the idea that irrational beliefs can be controlled, and that  
2 cognitions can be and should be challenged using logico-empirical disputation in CBTs, has  
3 been subject to debate (Longmore & Worrell, 2007). Amidst a lack of empirical support for  
4 some of the fundamental tenets of CBT, and a paucity in evidence demonstrating that CBT's  
5 effectiveness in reducing psychological distress is mediated cognitively, it may be that  
6 cognitive interventions such as those posited within REBT are not a necessary component of  
7 therapy (Hayes, Follette, & Linehan, 2004). Despite the evidence that CBTs such as REBT  
8 are effective treatments, the notion of cognitive mediation is in a state of academic and  
9 therapeutic limbo. Readers should be mindful of this debate when interpreting the therapeutic  
10 implications of the current study.

11         The between-groups analyses in the current study for irrational beliefs revealed that  
12 elite athletes reported the lowest DEP, followed by recreational sport participants, and then  
13 non-sport participants. These results suggest two potential occurrences in this sample. First,  
14 those with low DEP are more likely to pursue, and progress in, a career in elite sport. It may  
15 be that holding low DEP beliefs, where failures and set-backs are not generalized to the self,  
16 allow for more functional responses to adversity (e.g., Turner, 2016), which may facilitate an  
17 athletes' progression and ascension to elite standing. However, although consistent with  
18 REBT theory, this conjecture goes beyond the data and scope of the current study. Second, it  
19 may be that repeated exposure to adversity, such as for example, failure (or potential failure)  
20 may help to reduce irrational beliefs such as DEP. To explain, since DEP reflects the global-  
21 rating of oneself on the basis of one event, such that failing "makes me a failure", repeated  
22 exposure to failure may serve to discredit this belief, because despite failing the athlete is still  
23 able to progress in their careers. In REBT, with athletes who present with DEP failure beliefs,  
24 the course of action is often to set behavioural assignments between-sessions, where the  
25 athlete is prompted to face potential failure to show that even if they fail they are still able to

1 accept themselves. Therefore, the finding that elite athletes have the lowest DEP scores could  
2 be a function of the adverse environment (e.g., Nixdorf et al., 2015) in which athletes toil.  
3 This is important because past research indicates that athletes may be more susceptible to  
4 depression when faced with failure (Hammond, Gialloredo, Kubas, & Davis, 2013). So  
5 having low DEP beliefs may be important for helping athletes maintain psychological well-  
6 being particularly in times of failure, where athletes are more susceptible to depression.

7         In addition, it is also possible that elite athletes who experience professional success  
8 and financial wellbeing may be less likely than recreational sport participants and non-sport  
9 participants to hold DEP beliefs. To explain, one of the reasons that DEP is associated with  
10 psychological distress is because the belief “I failed so I am therefore I failure” expresses  
11 contingent self-worth. It stands to reason that athletes who have contingent self-worth, who  
12 also experience high perceived success, may consider themselves to be “a success”, which  
13 could be reflected in low DEP beliefs. However, the current study does not measure  
14 contingent self-worth, and therefore any reasoning used to explain the low DEP beliefs in the  
15 elite athlete sample in the current study is conjectural. Future research should investigate  
16 contingent self-worth more fully, because low DEP beliefs do not necessarily reflect high  
17 unconditional self-acceptance (USA) beliefs (which are rational beliefs). Just because elite  
18 athletes express low DEP, does not mean that they hold unconditional perceptions of their  
19 self-worth (Cunningham & Turner, 2016). Indeed, irrational and rational beliefs are  
20 relatively orthogonal (Ellis, David, & Lynn, 2010).

21         The between-groups analyses also revealed that female participants reported greater  
22 PIB, LFT, and AWF than males, which is in line with past research concerning sex  
23 differences in irrational beliefs (e.g., Walen & Greiger, 1988). Also, the data showed that  
24 across the groups, female participants reported greater symptoms of anxiety than males, and  
25 that specifically within the elite athlete group, female athletes reported greater symptoms of

1 depression than male athletes. Some research suggests that in the general population, females  
2 are diagnosed with depression and anxiety disorders almost twice as often as males (e.g.,  
3 Schaal et al., 2011), and in research concerning athletes, the finding that females report  
4 greater symptoms of depression than males is a consistent discovery (e.g., Hammond et al.,  
5 2013; Junge & Feddermann-Demont, 2015; Storch et al., 2005; Wolanin et al., 2016). Schaal  
6 et al. (2011) sampled a large (>2,000) population of athletes and found that females were  
7 56% more likely to have suffered from an anxiety disorder than males, and that nearly twice  
8 as many females than males reported experiencing depression, over their lifetime. Schaal et  
9 al. (2011) concluded that female athletes appear to be more susceptible to difficulties  
10 encountered in their environment than males. There are many potential genetic,  
11 physiological, and socio-environmental explanations for the sex differences in mental health  
12 (McLean & Anderson, 2009), which are beyond the scope of the present study. But the  
13 concomitant sex differences in irrational beliefs found in the current study surely add to the  
14 previously observed psychosocial differences between females and males (e.g., worry  
15 reinforced by gender-norms; Bangasser et al., 2010), which may help explain sex differences  
16 in anxiety and depression symptomatology. That is, irrational beliefs should be further  
17 explored as a potential mechanism for sex differences in psychological distress, alongside the  
18 complex constellation of additional antecedents.

19 Data from the current study also revealed no differences across sport participation  
20 groups in psychological distress. This finding supports some previous literature showing that  
21 athletes experience depression at approximately the same rate as non-athletes (Yang et al.,  
22 2007), but is also in contrast to several other researchers' findings (e.g., Ugle et al., 2014).  
23 Similar to the current paper, Ugle et al. used three sport participation groups, but found that  
24 there were less depressive symptoms in athletes compared to recreation and non-sport  
25 participants. However, Ugle et al.'s study was conducted with Croatian participants and they

1 had circa 600 participants compared to the 423 U.K. participants in the current study, so the  
2 two studies are not necessarily directly comparable. Other research in collegiate athletes and  
3 non-athletes has also found that athletes report lower depression symptoms than non-athletes  
4 (Armstrong & Oomen-Early, 2009; Proctor & Boan-Lenzo, 2010). There are some plausible  
5 explanations as to why athletes may report less depressive symptoms than non-athletes, such  
6 as regular exercise and social support (see Armstrong & Oomen-Early, 2009), but data from  
7 the current study showed that sport participation group was not important in the between-  
8 groups analyses or the mediational analyses.

9         Finally, there were no differences in irrational beliefs or psychological distress  
10 between individual and team sport participants. This finding is in contrast to past research  
11 that has found that athletes engaged in individual sport reported greater symptoms of  
12 depression than athletes engaged in team sports (e.g., Nixdorf et al., 2013; 2016; Schaal et al.,  
13 2011). However, as well as symptoms of depression, the current study also offers findings  
14 for anxiety and anger symptomatology, similarly revealing no differences between individual  
15 and team sport participants. It is unclear why the current study did not replicate previous  
16 findings. With past studies conducted in France (Schaal et al., 2011) and Germany (Nixdorf  
17 et al., 2016), and the current U.K. study, perhaps national and cultural differences should be  
18 considered in future research. Also, the number of sports represented in the current study ( $n =$   
19 43) is larger than that of past research, which represents a less homogenous sample in terms  
20 of sport type, but gives a broader perspective in sport activity in general, rather than for  
21 specific sports. For example, Nixdorf et al. (2016) recruited 199 athletes engaged in eight  
22 sports, with the majority competing in soccer ( $n = 113$ ). Therefore, future research should  
23 replicate past research with equitable samples in order to make direct comparisons.

24         This study has some limitations that if addressed could strengthen the examination of  
25 irrational beliefs and psychological distress in athletes. First, the cross-sectional and

1 correlation nature of the study means that causation between irrational beliefs and  
2 psychological distress cannot be implied. Indeed, this is a limitation that pervades much of  
3 the irrational beliefs literature (Turner, 2016). Thus, future research could compare the  
4 irrational performance beliefs of depression, dysphoric, and control participants, replicating  
5 Macavei (2005) to assess the prevalence of irrational beliefs across varying severities of  
6 depression. Second, this study examines the role of irrational beliefs in psychological  
7 distress, but does not consider rational beliefs. In fact, research has concentrated more on  
8 irrational beliefs than rational beliefs, perhaps reflecting a problem-focused, rather than a  
9 benefit-focused, bias in the literature concerning REBT (see Turner, 2016 for a review). This  
10 is important because rational and irrational beliefs are relatively orthogonal (i.e., they do not  
11 correlate highly; see Bernard, 1998), and so low irrational beliefs do not represent high  
12 rational beliefs, and vice versa. Researchers might consider developing a rational beliefs  
13 measure that contrasts the iPBI, so that rational beliefs can be included when predicting  
14 psychological distress in athletes.

15 Study limitations notwithstanding, the findings of the current study adds to the body  
16 of literature concerning potential associates of psychological distress in athletes, by revealing  
17 that irrational beliefs are associated with anxiety, anger, and depression. Further, this study  
18 finds support for REBT Model-I (DiLorenzo et al., 2007) in the prediction of psychological  
19 distress, offering support for the notion that secondary irrational beliefs are more proximal to  
20 psychological distress than primary irrational beliefs. Indeed, the mediational findings in the  
21 current paper extend the REBT literature by testing the REBT Model-I in a sport  
22 participation sample for the first time. The current study also adds to the vibrant conversation  
23 happening in the athlete mental health literature at present. Specifically, this is the first  
24 published study to show differences in irrational beliefs across sport participation groups, and  
25 males and females. Regarding psychological distress, this study has some findings consistent



1 with past research, and also some findings inconsistent with past research. For example, the  
2 finding that across the sample females reported greater anxiety than males, and that elite  
3 female athletes reported greater symptoms of depression than elite male athletes, supports  
4 past research (e.g., Wolanin et al., 2016). In contrast, the finding that there were no  
5 differences in psychological distress between sport participant groups or individual and team  
6 sports is contrary to some previous research (e.g., Nixdorf et al., 2016).

7         If a conservative stance is taken, that athletes are no more likely to experience mental  
8 illness than the general public, we can assume that one in four will be affected each year  
9 (England Athletics, 2014), with 17.6% of adults (in England) having at least one common  
10 mental disorder and a similar proportion having symptoms which do not fulfil full diagnostic  
11 criteria (McManus, Meltzer, Brugha, Bebbington, & Jenkins, 2009). If as proposed in this  
12 paper, irrational beliefs represent a risk factor for the mental health of athletes, future  
13 research should investigate irrational beliefs and the application of REBT with athletes.

14



- 1 David, D., Schnur, J., & Belloiu. (2002). Another search for the “hot” cognitions: Appraisal,  
2 irrational beliefs, attributions, and their relation to emotion. *Journal of Rational-*  
3 *Emotive & Cognitive-Behavior Therapy*, 20, 2, 93–131.
- 4 Deen, S., Turner, M. J., & Wong, R. (2017). The effects of REBT and credos on irrational  
5 beliefs and resilient qualities in athletes. *The Sport Psychologist*, published online  
6 February 2016.
- 7 DiLorenzo, T. A., David, D., & Montgomery, G. H. (2007). The interrelations between  
8 irrational cognitive processes and distress in stressful academic settings. *Personality*  
9 *and Individual Differences*, 42, 765-777.
- 10 Dryden, W. (2009). *How to think and intervene like an REBT therapist*. London: Routledge.
- 11 Ellis, A. (1957). Rational psychotherapy and individual psychology. *Journal of Individual*  
12 *Psychology*, 13, 38-44.
- 13 Ellis, A., David, D., & Lynn, S. J. (2010). Rational and Irrational Beliefs: A historical and  
14 conceptual perspective. In David, D., Lynn, S. J., Ellis, A. (Ed.). (2010). *Rational and*  
15 *Irrational Beliefs: Research, theory, and clinical practice* (3-22). New York: Oxford  
16 University Press.
- 17 Ellis, A., & Dryden, W. (1997). *The practice of rational-emotive behavior therapy*. New  
18 York: Springer Publishing Company.
- 19 England Athletics (2014). Athletics and mental health. *Sport In mind*. Retrieved from  
20 [http://www.englandathletics.org/library-media/documents/athletics-and-mental-health-](http://www.englandathletics.org/library-media/documents/athletics-and-mental-health-v4.pdf)  
21 [v4.pdf](http://www.englandathletics.org/library-media/documents/athletics-and-mental-health-v4.pdf)
- 22 Engels, G. I., Garnefski, N., & Diekstra, R. F. (1993). Efficacy of rational-emotive therapy: a  
23 quantitative analysis. *Journal of Consulting and Clinical Psychology*, 61, (6), 1083–  
24 1090.

- 1 Frank, R., Nixdorf, I., & Beckmann, J. (2015). Depression among elite athletes: Prevalence  
2 and psychological factors. *Deutsche Zeitschrift Für Sportmedizin*, Retrieved from  
3 [http://www.zeitschrift-](http://www.zeitschrift-sportmedizin.de/fileadmin/content/Englische_Artikel/Originalia_Frank_englisch.pdf)  
4 [sportmedizin.de/fileadmin/content/Englische\\_Artikel/Originalia\\_Frank\\_englisch.pdf](http://www.zeitschrift-sportmedizin.de/fileadmin/content/Englische_Artikel/Originalia_Frank_englisch.pdf)
- 5 Gonzalez, J., Nelson, J., Gutkin, T., Saunders, A., Galloway, A., & Shwery, C. (2004).  
6 Rational emotive therapy with children and adolescents: a meta-analysis. *Journal of*  
7 *Emotional and Behavioral Disorders*, 12, (4), 222–235.
- 8 Hammond, T., Gialloredo, C., Kubas, H., & Davis, H. (2013). The prevalence of failure-based  
9 depression among elite athletes. *Clinical Journal of Sport Medicine*, 23, 4, 273-277.
- 10 Hayes, A. F. (2009). Beyond Baron and Kenny: Statistical mediation analysis in the new  
11 millennium. *Communication Monographs*, 76, 4, 408-420.  
12 doi:10.1080/03637750903310360
- 13 Hayes, A. F. (2012). PROCESS: A versatile computational tool for observed variable  
14 mediation, moderation, and conditional process modeling [White paper]. Retrieved  
15 from <http://www.afhayes.com/public/process2012.pdf>
- 16 Hayes, S. C., Follette, V. M., & Linehan, M. M. (Eds.). (2004). *Mindfulness and acceptance:*  
17 *Expanding the cognitive behavioral tradition*. New York: Guilford.
- 18 Hughes, L., & Leavey, G. (2012). Setting the bar: Athletes and vulnerability to mental illness.  
19 *The British Journal of Psychiatry*, 200, 2, 95-96
- 20 Junge, A., & Feddermann-Demont, N. (2016). Prevalence of depression and anxiety in top-  
21 level male and female football players. *BMJ Open Sport & Exercise Medicine*, 2,  
22 e000087.
- 23 Loewenthal, K. M. (2004). *An introduction to psychological tests and scales* (2<sup>nd</sup> ed.). Hove,  
24 UK: Psychology Press.

- 1 Longmore, R. J. & Worrell, M. (2007). Do we need to challenge thoughts in cognitive  
2 behaviour therapy? *Clinical Psychology Review*, 27, 173-87.
- 3 Lyons, L. C., & Woods, P. J. (1991). The efficacy of rational-emotive therapy: A quantitative  
4 review of the outcome research. *Clinical Psychology Review*, 2, 357-369.
- 5 Macavei, B. (2005). The role of irrational beliefs in the rational emotive behavioral theory of  
6 depression. *Journal of Cognitive & Behavioral Psychotherapies*, 5, 1, 73–81.
- 7 Macavei, B., & McMahon, J. (2010). The assessment of rational and irrational beliefs. In D.  
8 David, S. J. Lynn, & A. Ellis (Eds.), *Rational and irrational beliefs: Research, theory,*  
9 *and clinical practice* (pp. 115–147). New York: Oxford University Press.
- 10 MacInnes, D. (2004). The theories underpinning rational emotive behaviour therapy: Where's  
11 the supportive evidence? *International Journal of Nursing Studies*, 41, 685–695.
- 12 MacIntyre, T. E., Van Raalte, J., Brewer, B. W., Jones, M., O'Shea, D., & McCarthy, P. J.  
13 (2016). Mental health challenges in elite sport: balancing risk with reward. *Frontiers in*  
14 *Psychology: Movement Science and Sport Psychology*.
- 15 Martin, R. C., & Dahlen, E. R. (2004). Irrational beliefs and the experience and expression of  
16 anger. *Journal of Rational Emotive and Cognitive-Behavior Therapy*, 22, 3–20.
- 17 McManus, S., Meltzer, H., Brugha, T., Bebbington, P., & Jenkins, R. (2007). Adult  
18 psychiatric morbidity in England: Results of a household survey. *Health and Social*  
19 *Information Centre, Social Care Statistics*.
- 20 Michael Jamieson: Depression goes unrecognised in elite sport. (2017, February 28). *BBC*.  
21 Retrieved from <http://www.bbc.co.uk/news/uk-scotland-39114128>
- 22 Mirowsky, J., & Ross, C. E. (2002). Selecting outcomes for the sociology of mental health:  
23 Issues of measurement and dimensionality. *Journal of Health and Social Behavior*, 43,  
24 152-170.

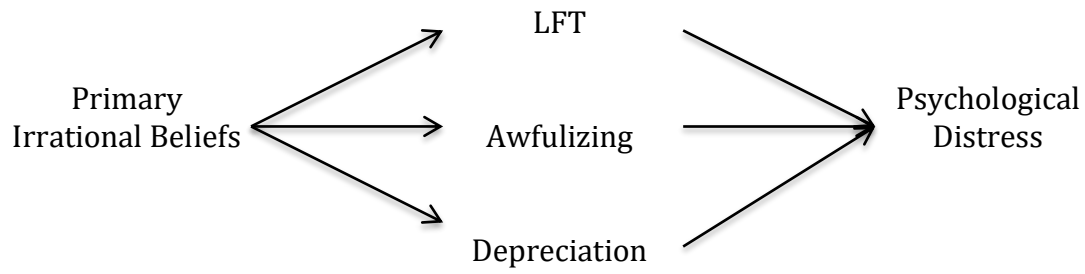
- 1 Moller, A. T., & Van der Merwe, J. D. (1997). Irrational beliefs, interpersonal perception and  
2 marital adjustment. *Journal of Rational Emotive and Cognitive Behavioral Therapy*,  
3 *15*, 260-290.
- 4 Nixdorf, I., Frank, R., & Beckmann, J. (2015). An explorative study on major stressors and  
5 its connection to depression and chronic stress among German elite athletes. *Advances*  
6 *in Physical Education*, *5*, 255-262. <http://dx.doi.org/10.4236/ape.2015.54030>
- 7 Nixdorf, I., Frank, R., & Beckmann, J. (2016). Comparison of athletes' proneness to  
8 depressive symptoms in individual and team Sports: research on psychological  
9 mediators in junior elite athletes. *Frontiers in Psychology*, *17*, 7, 893.
- 10 Payton, A. R. (2009). Mental health, mental illness, and psychological distress: Same  
11 continuum or distinct phenomena? *Journal of Health and Social Behaviour*, *50*, 2, 213-  
12 227.
- 13 Proctor, S. L., & Boan-Lenzo, C. (2010). Prevalence of depressive symptoms in male  
14 intercollegiate student-athletes and nonathletes. *Journal of Clinical Sport*  
15 *Psychology*, *4*, 3, 204-220.
- 16 Reardon, C. L., & Factor, R. M. (2010). Sport psychiatry: a systematic review of diagnosis  
17 and medical treatment of mental illness in athletes. *Sports Medicine*, *40*, 961–80.
- 18 Schaal, K., Tafflet, M., Nassif, H., Thibault, V., Pichard, C., Alcotte, M., Guillet, T, et al.  
19 (2011). Psychological balance in high level athletes: gender-differences and sport-  
20 specific patterns. *Plos One*, *6*, 11, e19007.
- 21 Smith, M. (2011). *Research methods in accounting* (2<sup>nd</sup> ed.). London: SAGE Publications  
22 Ltd.
- 23 Spielberger, C. D. (1979). *Preliminary manual for the State-Trait Personality Inventory*.  
24 Unpublished manual, University of South Florida, Tampa.

- 1 Speilberger, C. D., & Reheiser, E. C. (2009). Assessment of emotions: Anxiety, anger,  
2 depression, and curiosity. *Applied Psychology: Health and Well-Being*, 1, 3, 271-302.
- 3 Storch, E.A., Storch, J. B., Killiany, E. M., & Roberti, J W. (2005). Self-Reported  
4 Psychopathology in Athletes: A Comparison of Intercollegiate Student-Athletes and  
5 Non-Athletes. *Journal of Sport Behavior*, 28, 1, 86-98.
- 6 Turner, M. J. (2016). Rational Emotive Behavior Therapy (REBT), irrational and rational  
7 beliefs, and the mental health of athletes, *Frontiers: Movement Science and Sport*  
8 *Psychology*, doi: 10.3389/fpsyg.2016.01423
- 9 Turner, M. J., & Barker. J. B. (2015). Examining the effects of rational emotive behavior  
10 therapy (REBT) on the irrational beliefs of blue-chip professionals. *Journal of*  
11 *Rational-Emotive & Cognitive-Behavior Therapy*, 33, 1, 17-36.
- 12 Turner, M. J., Allen, M., Slater, M. J., Barker, J. B., Woodcock, C., Harwood, C. G., &  
13 McFadyen, K. (2016). The development and initial validation of the irrational  
14 performance beliefs inventory (iPBI). *European Journal of Psychological Assessment*,  
15 Online ahead of print. doi: 10.1027/1015-5759/a000314
- 16 Turner, M. J., & Moore, M. (2016). Irrational beliefs predict increased emotional and  
17 physical exhaustion in Gaelic football athletes. *International Journal of Sport*  
18 *Psychology*, 47, 2, 187-201.
- 19 Turner, M. J., Slater, M. J., & Barker, J. B. (2015). The season-long effects of rational  
20 emotive behavior therapy on the irrational beliefs of professional academy soccer  
21 athletes, *International Journal of Sport Psychology*, 5, 429-451.
- 22 Uglesić, B., Lasić, D., Zuljan-Cvitanović, M., Buković, D., Karelović, D., Delić-Brkljacić,  
23 D., Buković, N., & Radan, M. (2014). Prevalence of depressive symptoms among  
24 college students and the influence of sport activity. *College Anthropology*, 38, 1, 235-9.

- 1 Visla, A., Fluckiger, C., Grosse Holtforth, M., & David, D. (2015). Irrational beliefs and  
2 psychological distress: A meta-analysis. *Psychotherapy and Psychosomatics*, 85, 8–15.
- 3 Walen, S., Grieger, R., & (Eds.). (1988). Cognitive-behavior therapy with women [Special  
4 issue]. *Journal of Rational-Emotive and Cognitive-Behavior Therapy*, 6, 1–2.
- 5 Wood, A., Barker, J. B., & Turner, M. J. (2016). Developing performance using rational  
6 emotive behavior therapy (REBT): A case study with an elite archer. *The Sport  
7 Psychologist*, 31, 1, 78-87.
- 8 Wolanin, A., Hong, E., Marks, D., Panchoo, K., & Gross, M. (2016). Prevalence of clinically  
9 elevated depressive symptoms in college athletes and differences by gender and sport.  
10 *British Journal Sports Medicine*, 50, 3, 167-71. doi: 10.1136/bjsports-2015-095756.
- 11 Yang, J., Peek-Asa, C., Corlette J. D., et al. (2007). Prevalence of and risk factors associated  
12 with symptoms of depression in competitive collegiate student athletes. *Clinical  
13 Journal of Sports Medicine*, 17, 481-487.
- 14
- 15
- 16
- 17
- 18
- 19
- 20
- 21
- 22
- 23
- 24
- 25



1 Figure 1. Graphical illustration of the REBT Model-I (DiLorenzo et al., 2007) tested in the  
2 current study.  
3  
4



- 5
- 6
- 7
- 8
- 9
- 10
- 11
- 12
- 13
- 14
- 15
- 16
- 17
- 18
- 19
- 20
- 21
- 22
- 23

1 Table 1. Norm levels (iPBI; Turner et al., 2017; STPI; Spielberger, 1995), and  $M \pm SD$  for all variables across sport participation group, sex, and  
 2 sport-type.  
 3

Variable	Norm levels	Current Sample							
		Overall	Group			Sex		Sport-type	
			Non-sport	Recreational	Elite	Female	Male	Team	Individual
PIB	23.36 ± 5.29	24.91 ± 3.63	23.86 ± 3.37	25.18 ± 3.89	25.18 ± 3.29	25.94 ± 3.65	24.26 ± 3.39	24.83 ± 3.45	25.00 ± 3.75
LFT	23.05 ± 5.54	25.78 ± 3.63	25.04 ± 3.48	25.84 ± 3.55	26.32 ± 3.63	27.00 ± 3.32	25.18 ± 3.58	25.83 ± 3.79	25.89 ± 3.30
AWF	21.28 ± 5.97	23.44 ± 4.05	23.39 ± 3.44	23.58 ± 4.19	22.95 ± 4.22	24.29 ± 3.88	22.68 ± 4.03	23.33 ± 3.92	23.21 ± 4.23
DEP	16.03 ± 7.18	18.05 ± 5.68	19.83 ± 4.24	17.75 ± 5.99	16.14 ± 5.40	18.34 ± 5.86	17.10 ± 5.34	17.60 ± 5.28	17.54 ± 6.00
Anxiety	18.04 ± 4.9	20.14 ± 5.08	18.83 ± 4.83	20.35 ± 4.92	19.74 ± 5.06	21.43 ± 5.29	18.76 ± 4.51	19.58 ± 5.00	20.15 ± 4.99
Anger	18.47 ± 4.75	21.55 ± 6.00	21.60 ± 4.68	21.66 ± 6.29	19.65 ± 6.22	22.07 ± 6.13	20.13 ± 5.82	20.54 ± 6.10	21.25 ± 5.84
Depression	18.05 ± 6.23	18.93 ± 5.01	18.70 ± 3.98	19.34 ± 4.92	18.05 ± 5.02	18.93 ± 5.11	18.51 ± 4.59	18.50 ± 4.82	18.92 ± 4.74
Age	-	27.16 ± 10.49	22.77 ± 6.61	30.84 ± 10.98	26.06 ± 10.60	26.90 ± 10.62	27.17 ± 10.37	22.78 ± 5.68	33.26 ± 12.48

4

5

6

7

8

1 Table 2. Bivariate correlation co-efficients (*r*) for irrational beliefs, emotions, and age.  
2

Variable	1.	2.	3.	4.	5.	6.	7.	8.
1. PIB	1	.55**	.63**	.30**	.33**	.22**	.10*	.075
2. LFT	.55**	1	.55**	.32**	.27**	.27**	.10*	-.10*
3. AWF	.63**	.55**	1	.58**	.41**	.35**	.27**	-.04
4. DEP	.30**	.32**	.58**	1	.47**	.46**	.44**	-.114*
5. Anxiety	.33**	.27**	.41**	.47**	1	.51**	.77**	-.096*
6. Anger	.22**	.27**	.35**	.46**	.51**	1	.49**	-.073
7. Depression	.10*	.10*	.27**	.44**	.77*	.49**	1	-.024
8. Age	.08	-.10*	-.04	-.11*	-.10*	-.07	-.02	1

3 \**p* <.01, \*\**p* <.001  
4  
5  
6  
7  
8  
9

1 Table 3. Elite athlete, recreation sport, and non-sport, participants' M ± SD depression scores across females and males.  
 2

Sex	Group		
	Non-sport	Recreational	Elite
Females	19.80 ± 5.06	19.05 ± 5.48	17.44 ± 5.86*
Males	18.36 ± 5.21	17.81 ± 6.07	15.30 ± 4.92

3  
 4 Note. \* $p < .04$  larger score than elite male athletes  
 5

6  
 7  
 8  
 9  
 10  
 11  
 12  
 13  
 14  
 15

1 Table 4. Regression effects ( $R^2$ Change),  $F$  values, Bootstrapped Standardized confidence intervals (CIs), and Sobel Tests for each mediation  
 2 analysis conducted.

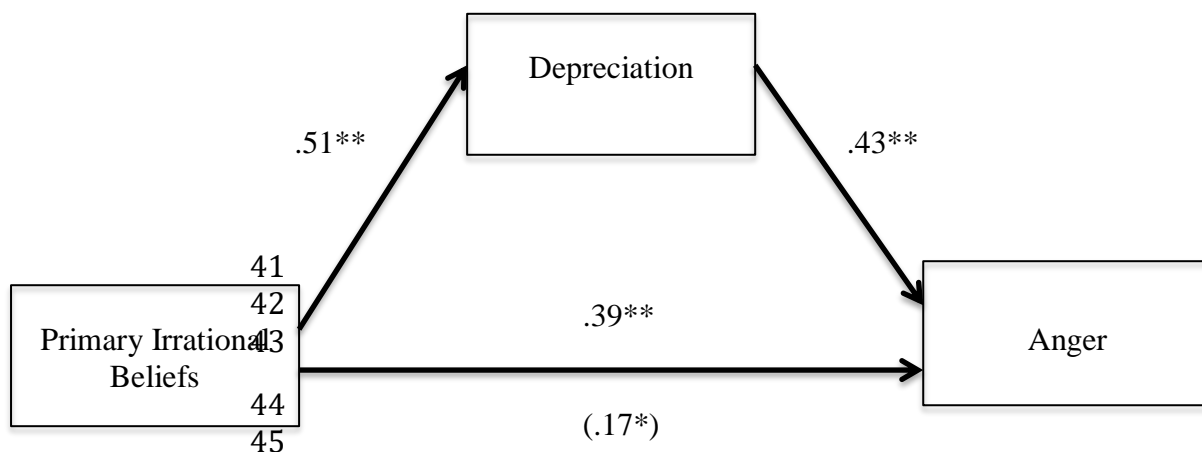
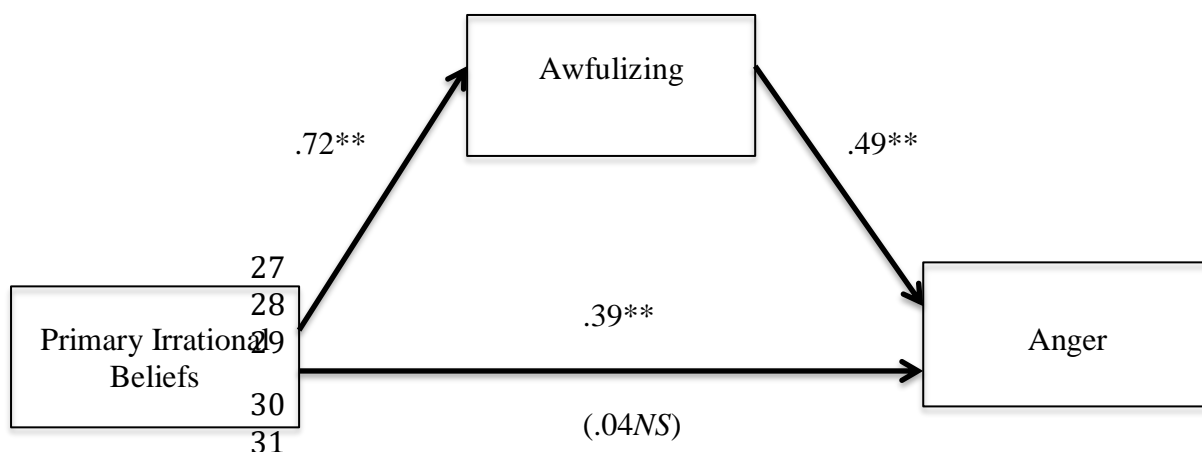
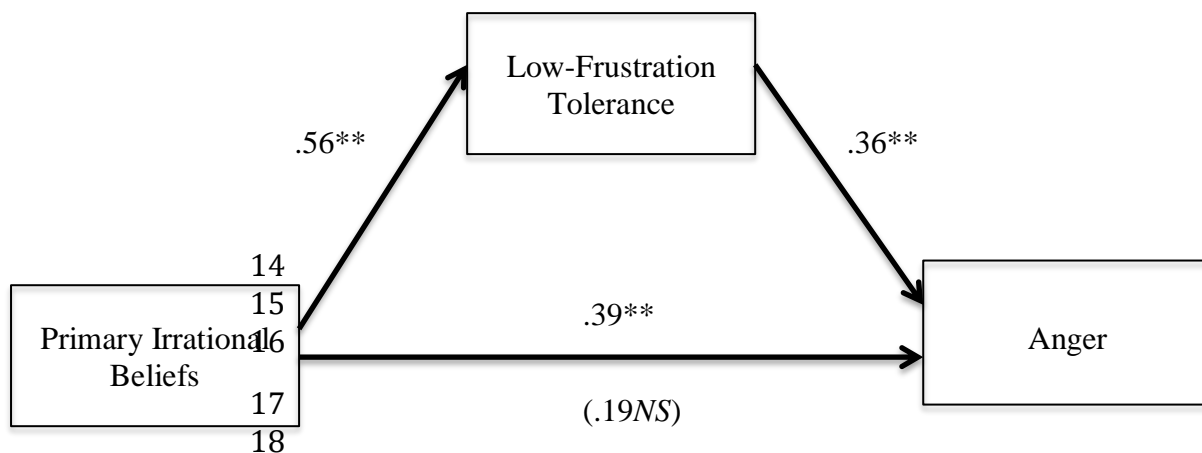
3  
 4 \*\*  $p < .001$

Model	Variables			$c$ path	$a$ path	$b$ and $c'$ path	95% CI mean indirect effect	Sobel Test ( $Z$ )
	IV	DV	MV					
1	PIB	Anxiety	LFT	$F(3, 418) = 19.97,$ $R^2 = .13^{**}$	$F(3, 418) = 77.64,$ $R^2 = .33^{**}$	$F(4, 417) = 15.94,$ $R^2 = .14^{**}$	.00 - .11	1.82 <sup>NS</sup>
2	PIB	Anxiety	AWF	$F(3, 418) = 19.97,$ $R^2 = .13^{**}$	$F(3, 418) = 113.38,$ $R^2 = .42^{**}$	$F(4, 417) = 23.21,$ $R^2 = .19^{**}$	.12 - .28	4.95 <sup>**</sup>
3	PIB	Anxiety	DEP	$F(3, 418) = 19.97,$ $R^2 = .13^{**}$	$F(3, 418) = 25.38,$ $R^2 = .16^{**}$	$F(4, 417) = 36.17,$ $R^2 = .26^{**}$	.08 - .19	5.20 <sup>**</sup>
4	PIB	Anger	LFT	$F(3, 418) = 12.20,$ $R^2 = .08^{**}$	$F(3, 418) = 77.64,$ $R^2 = .33^{**}$	$F(4, 417) = 14.67,$ $R^2 = .12^{**}$	.06 - .19	3.67 <sup>**</sup>
5	PIB	Anger	AWF	$F(3, 418) = 12.20,$ $R^2 = .08^{**}$	$F(3, 418) = 113.38,$ $R^2 = .42^{**}$	$F(4, 417) = 18.21,$ $R^2 = .15^{**}$	.14 - .30	5.09 <sup>**</sup>
6	PIB	Anger	DEP	$F(3, 418) = 12.20,$ $R^2 = .08^{**}$	$F(3, 418) = 25.38,$ $R^2 = .16^{**}$	$F(4, 417) = 27.82,$ $R^2 = .23^{**}$	.09 - .19	5.33 <sup>**</sup>
7	PIB	Depression	LFT	$F(3, 418) = 3.72,$ $R^2 = .02^*$	$F(3, 418) = 77.64,$ $R^2 = .33^{**}$	$F(4, 417) = 3.11,$ $R^2 = .03^*$	-.03 - .10	1.17 <sup>NS</sup>
8	PIB	Depression	AWF	$F(3, 418) = 3.72,$ $R^2 = .02^*$	$F(3, 418) = 113.38,$ $R^2 = .42^{**}$	$F(4, 417) = 10.01,$ $R^2 = .09^{**}$	.14 - .30	5.13 <sup>**</sup>
9	PIB	Depression	DEP	$F(3, 418) = 3.72,$ $R^2 = .02^*$	$F(3, 418) = 25.38,$ $R^2 = .16^{**}$	$F(4, 417) = 20.45,$ $R^2 = .19^{**}$	.10 - .21	5.30 <sup>**</sup>

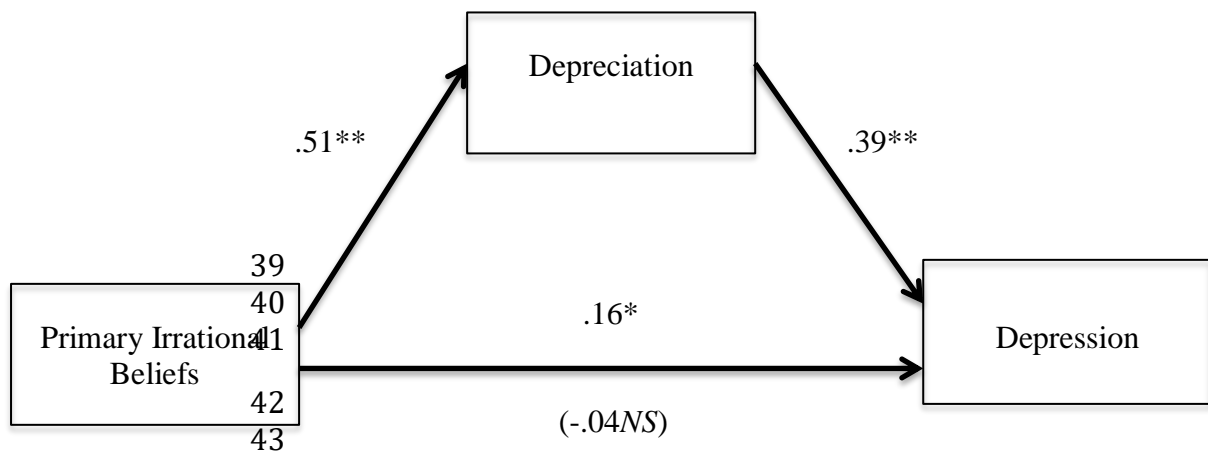
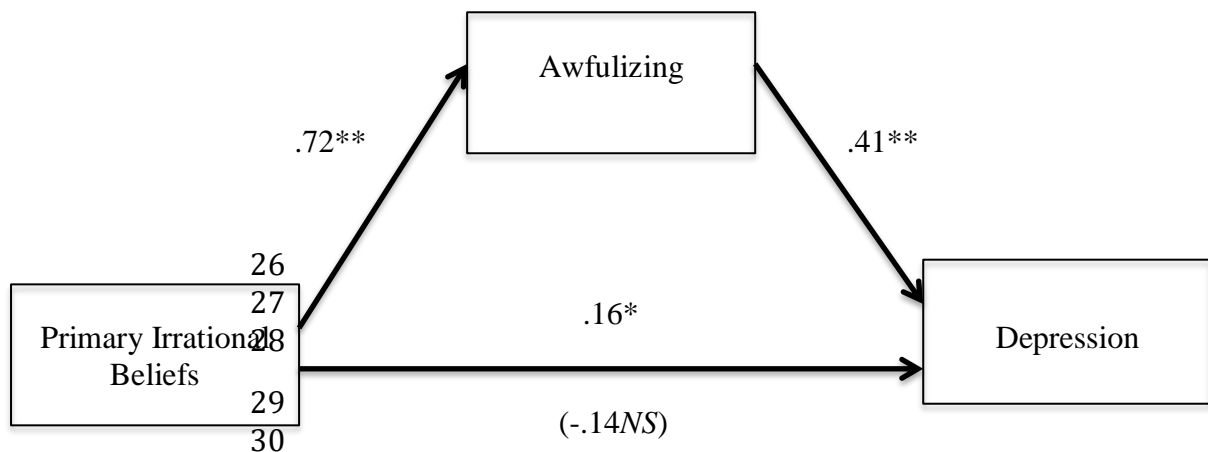
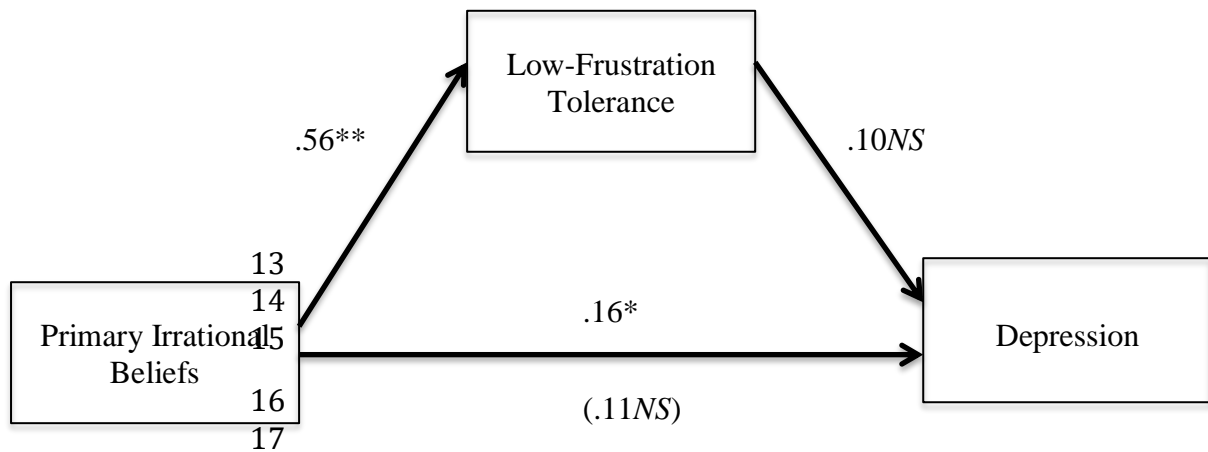
5 \*  $p < .05$   
 6 <sup>NS</sup>  $p > .05$   
 7

8

Figure 3. Mediation diagrams for models testing the interrelations among PIB, LFT, AWF, and DEP, with anger as the outcome variable. Values (standardized) above lines reflect bivariate ( $\beta$ ) relations, and values below lines reflect multivariate relations accounting for other predictors in the regression equation. All associations are significant ( $*p < .05$ ,  $**p < .001$ ,  $NS =$  non-significant).



1 Figure 4. Mediation diagrams for models testing the interrelations among PIB, LFT, AWF,  
 2 and DEP, with depression as the outcome variable. Values (standardized) above lines reflect  
 3 bivariate ( $\beta$ ) relations, and values below lines reflect multivariate relations accounting for  
 4 other predictors in the regression equation. All associations are significant ( $*p < .05$ ,  $**p <$   
 5  $.001$ ,  $NS =$  non-significant).  
 6  
 7  
 8  
 9



1 Figure 2. Mediation diagrams for models testing the interrelations among PIB, LFT, AWF,  
 2 and DEP, with anxiety as the outcome variable. Values (standardized) above lines reflect  
 3 bivariate ( $\beta$ ) relations, and values below lines reflect multivariate relations accounting for  
 4 other predictors in the regression equation. All associations are significant ( $*p < .05$ ,  $**p <$   
 5  $.001$ ).  
 6  
 7  
 8  
 9

