



**Manchester
Metropolitan
University**

McLaughlin, M and Kiely-Collins, H and Brennan, P and Sechi, I (2018) Mild, calcium catalysed Beckmann rearrangements. *Chemical Communications*, 54 (6). pp. 654-657. ISSN 1359-7345

Downloaded from: <https://e-space.mmu.ac.uk/619677/>

Version: Published Version

Publisher: Royal Society of Chemistry

DOI: <https://doi.org/10.1039/c7cc09491d>

Usage rights: Creative Commons: Attribution 3.0

Please cite the published version

<https://e-space.mmu.ac.uk>



Mild, calcium catalysed Beckmann rearrangements†

H. J. Kiely-Collins,^a I. Sechi,^a P. E. Brennan ^{*ab} and M. G. McLaughlin ^{*ac}

Cite this: DOI: 10.1039/c7cc09491d

Received 11th December 2017,
Accepted 20th December 2017

DOI: 10.1039/c7cc09491d

rsc.li/chemcomm

A mild calcium catalysed Beckmann rearrangement has been realised, which forgoes the more traditional harsh reactions conditions associated with the transformation. The catalyst system is shown to be tolerant towards a wide variety of functional groups relevant to natural product synthesis and medicinal chemistry and the synthetic utility of the reaction has also been investigated. A preliminary mechanistic investigation was performed to understand the nature of the incoming nucleophile and a possible reaction pathway is described.

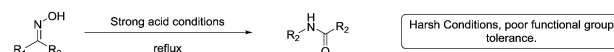
The Beckmann rearrangement of aldoximes and ketoximes to the corresponding amides under acidic conditions is an inherently elegant transformation, and has been used to great success in the synthesis of natural products and pharmaceuticals alike.¹ Although the reaction has clear utility in synthetic organic chemistry, the need for harsh reaction conditions limits its usefulness to carefully chosen substrates.

In response to this problem, many groups have reported modifications of the reaction that allows the transformation to proceed under milder conditions. For example, Giacomelli reported that cyanuric chloride afforded the desired amides in good yield,² and Yamamoto and co-workers realized the catalytic variant using an acid co-catalyst.³ Other catalytic variants have been reported such as the use of TPAC,⁴ gold,⁵ chloral,⁶ mercury⁷ and iodine.⁸ Recently Mhaske and co-workers reported a facile radical Beckmann rearrangement,⁹ while Yadav and colleagues harnessed visible light to power the reaction.¹⁰

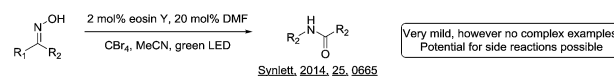
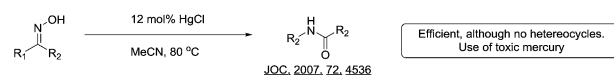
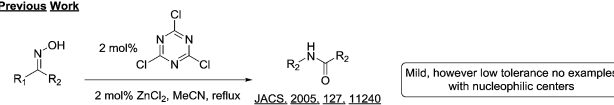
Although all these methodologies provide the amides in good yields, they suffer from intolerance to various functional groups. Additionally, many of the reagents and catalysts used could conceivably take part in side reactions, thus limiting their uptake in industry (Scheme 1). During the course of a medicinal chemistry project targeting epigenetic enzymes, we required a mild and functional group tolerant method to synthesize a library of amides¹¹ for structure activity relationship studies.

Among the group 2 metals, calcium has been largely ignored by the synthetic community, which is surprising as calcium is a readily available and non-toxic metal.¹² One major drawback associated with using calcium as a reagent in synthesis is its inherent lack of solubility in traditional organic solvents. However over the past decade, pioneering work by the groups of Niggemann,¹³ Kobayashi,¹⁴ France,¹⁵ and others¹⁶ have shown

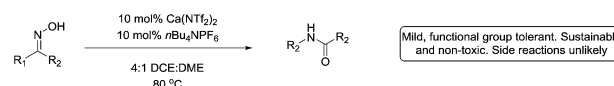
Traditional Approach



Previous Work



This Work



Scheme 1 Comparison with previously reported methodology.

^a Structural Genomics Consortium & Target Discovery Institute, University of Oxford, NDM Research Building, Roosevelt Drive, Oxford, OX3 7FZ, UK.
E-mail: P.brennan@sgc.ox.ac.uk

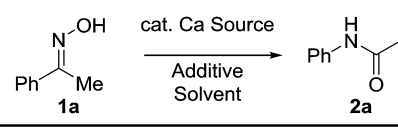
^b ARUK Oxford Drug Discovery Institute, University of Oxford Oxford, OX3 7FZ, UK

^c Faculty of Science & Engineering, Division of Chemistry & Environmental Science, Manchester Metropolitan University, Chester Street, Manchester, M1 5GD, UK.
E-mail: M.mclaughlin@mmu.ac.uk

† Electronic supplementary information (ESI) available: Experimental procedures, spectroscopic data and copies of ¹H and ¹³C NMR spectra. See DOI: 10.1039/c7cc09491d



Table 1 Optimisation studies

| Entry | Reaction | | Temp. (°C) | Time (h) | Yield (%) |
|-------|---|---|------------|----------|-----------|
| | Ca source | Additive | | | |
| |  | | | | |
| 1 | Ca(NTf ₂) ₂ | <i>n</i> Bu ₄ NPF ₆ | r.t. | 12 | 10 |
| 2 | Ca(NTf ₂) ₂ | <i>n</i> Bu ₄ NPF ₆ | 40 | 12 | 49 |
| 3 | Ca(NTf ₂) ₂ | <i>n</i> Bu ₄ NPF ₆ | 60 | 12 | 73 |
| 4 | Ca(NTf ₂) ₂ | nBu₄NPF₆ | 80 | 2 | 93 |
| 5 | Ca(NTf ₂) ₂ | <i>n</i> Bu ₄ NPF ₆ | 80 | 12 | 93 |
| 6 | Ca(NTf ₂) ₂ | None | 80 | 12 | 0 |
| 7 | None | <i>n</i> Bu ₄ NPF ₆ | 80 | 12 | 0 |
| 8 | None | None | 80 | 12 | 0 |

that calcium can be a highly powerful, yet mild catalyst for a range of transformations.

Our group has a burgeoning interest in using alkaline earth metals such as calcium as redox neutral catalysts to power organic transformations, and we reasoned that through judicious choice of catalyst system we could perform a mild Beckmann rearrangement to afford a wide variety of amides. We anticipated that the Lewis acidic nature of the calcium catalyst would be sufficient in generating the nitrilium ion which subsequently provides the requisite amide.

With this in mind we conducted an initial feasibility study to determine if the reaction could proceed (Table 1). Pleasingly, 10 mol% Ca(NTf₂)₂/*n*Bu₄NPF₆ at room temperature provided the amide in 10% isolated yield. We were initially concerned that the reaction was proceeding stoichiometrically; however upon heating the mixture at 40 °C, the product was obtained in 49% yield. Increasing the temperature further to 80 °C increased both the rate of reaction and isolated yield, affording the product in 93% yield in 2 hours. We next explored the possibility of decreasing the catalyst loading, but we observed a steady decrease in isolated yield with decreasing catalyst loading; however under prolonged reaction times the yield can be recovered. Additionally, the reaction was set-up without either the calcium or ammonium salt, and as shown the reaction did not proceed. Furthermore, we also attempted the reaction in the presence of HNTf₂, however only trace amounts of product were obtained in all cases.

We next turned our attention to the choice of solvent for the reaction (Table 2). As noted, one of the main drawbacks in using calcium as a reagent is its inherent insolubility in many organic solvents. This is partly circumvented through the use of the NTf₂/*n*Bu₄NPF₆ system, but it was noted early in this study that the reactions performed in 1,2-dichloroethane (DCE), upon prolonged reactions times, became heterogeneous. To combat this, several solvents were tested including dichloromethane (DCM), chlorobenzene, *n*-methyl-2-pyrrolidone (NMP) and dimethylformamide (DMF), however a reduction in isolated yield was observed in each case. We therefore focused our attention on using solvent mixtures employing DCE as the major constituent. After extensive experimentation, a 4 : 1 mixture of DCE : DME proved optimum and this was used throughout.

Table 2 Solvent optimisation

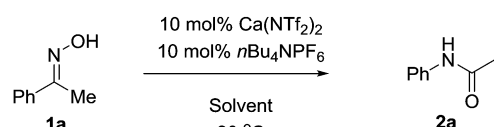
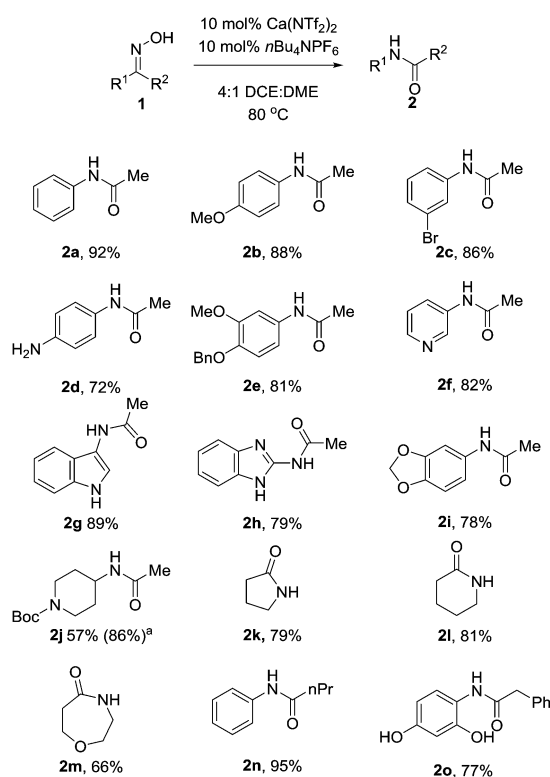
| Entry | Reaction | | Temp. (°C) | Time (h) | Yield (%) |
|-------|--|------------|------------|-----------|-----------|
| | Solvent | Temp. (°C) | | | |
| |  | | | | |
| 1 | 1,2-DCE | 80 | 2 | 93 | |
| 2 | DCM | 40 | 12 | 31 | |
| 3 | DMF | 80 | 12 | 0 | |
| 4 | NMP | 80 | 6 | 81 | |
| 5 | DME | 80 | 6 | 71 | |
| 6 | Et ₂ O | 40 | 6 | 12 | |
| 7 | THF | 80 | 6 | 39 | |
| 8 | DCE : DME (1 : 1) | 80 | 2 | 86 | |
| 9 | DCE : DME (4 : 1) | 80 | 2 | 92 | |
| 10 | DCE : DME (10 : 1) | 80 | 2 | 81 | |

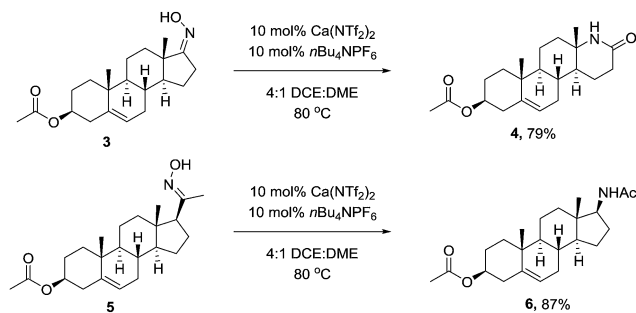
Table 3 Substrate scope



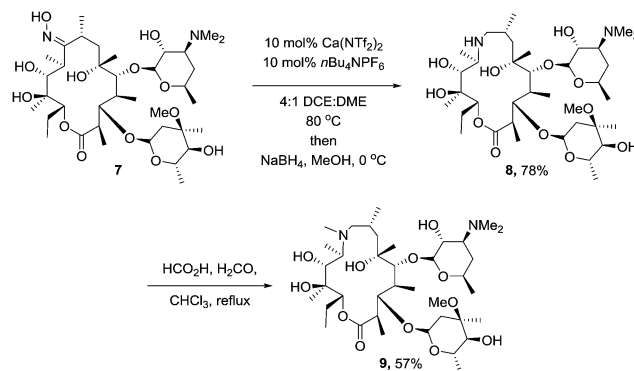
^a Reaction performed with 30 mol% catalyst Ca(NTf₂)₂/*n*Bu₄NPF₆. All reactions were performed with anhydrous solvents however no precautions were taken to exclude air.

With these optimised conditions in hand, we probed the substrate scope of the reaction (Table 3). Substituted aryl groups underwent the rearrangement to afford the requisite amides in good yield with both electron donating (2b, 2e) and electron withdrawing groups (2c) being well tolerated. Similar to other reports on the Beckmann rearrangement, electron withdrawing groups resulted in a much slower reaction rate. Free amines (2d) also underwent the rearrangement in good yields. Heteroaryls containing basic nitrogen atoms such as





Scheme 2 Beckmann rearrangement of prasterone and pregnenolone acetate.



Scheme 3 Synthesis of azithromycin via trapped Beckmann.

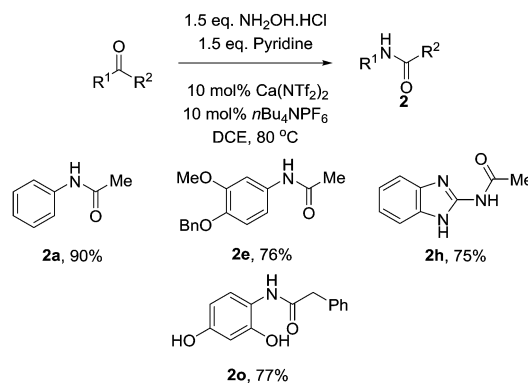
pyridine (**2f**), indole (**2g**) and benzimidazole (**2h**) also underwent clean conversion to the product in excellent yields. Additionally, aryl acetal (**2i**) was also tolerated well, as was Boc-protected piperidine (**2j**) which underwent the reaction cleanly to afford the desired amide in good yields. This demonstrates the utility of our catalyst system toward acid labile functional groups. Our attention then turned to the cyclic, symmetrical oximes as these can provide ready access to a wide range of medicinally relevant scaffolds. Simple cycloalkyl compounds underwent the rearrangement (**2k**, **2l**), cleanly affording the requisite lactam in high yields. Tetrahydropyranyl oxime also performed well, affording the oxazepanone (**2m**) in excellent yield. Finally we investigated changing the group at R₂, with *n*-Pr (**2n**) and benzyl (**2o**) also cleanly rearranging to the requisite amides in good yield.

We next wanted to demonstrate the synthetic utility of calcium catalyst in a complex molecular setting, and chose to perform the rearrangement on the oxime of Prasterone (**3**) and pregnenolone (**5**) acetate. Under the optimised conditions, the rearrangement proceeded smoothly furnishing the products in high yield (Scheme 2).

To ensure that our methodology could be applicable in the arena of total synthesis, we chose the well established synthesis of the macrolide antibiotic azithromycin from erythromycin, employing our catalyst system to mediate the key “trapped” Beckmann rearrangement.¹⁷ We were initially concerned that the number of hydroxyl groups on the oxime would interfere with the Beckmann, however we reasoned as none of them were benzylic or vinylic, the formation of the carbocation generated would be less favourable than the competing rearrangement. Subjecting erythromycin oxime (**7**) to the established conditions afforded the desired trapped intermediate (Scheme 3). Azithromycin (**9**) was then produced *via* the established reduction (**8**) and Eschweiler–Clarke methylation protocol.¹⁸

Finally we turned our attention onto whether the reaction could be performed as a one pot procedure. After screening several inorganic bases (NaOAc, Na₂CO₃, K₂CO₃) with little success, we speculated that due to the high tolerance of the calcium catalyst to nitrogen heterocycles, pyridine may be the optimum choice. This proved to be the case, and the reaction proceeded smoothly to afford the amide in excellent yield. As shown, further examples also proved successful (Table 4).

Table 4 One-pot oxime formation-Beckmann rearrangement



The initial mechanistic steps for the Beckmann rearrangements have been argued over and subjected to prolonged investigation over the past 50 years.¹⁹ It is generally accepted that after activation and dehydration of the oxime, a reactive nitrilium ion is formed. Consequently, the preformed water attacks this reactive intermediate, which following tautomerization, affords the requisite amide. We wanted to investigate the nature of the incoming nucleophile, and whether it was free water or a calcium-alkoxide type species. We therefore attempted the reaction with **1b**, employing 4 Å molecular sieves to remove molecular water from the reaction, and observed full conversion to the amide in 2 hours. Based on this preliminary result, a plausible reaction mechanism is described below (Fig. 1). The calcium catalyst activates the hydroxyl moiety of the oxime which produces transient [HO⁻ Ca²⁺ PF₆⁻]. This potentially attacks the nitrilium to form intermediate **3a**, and following loss of the amide, the active calcium species is regenerated through recomplexation with PF₆⁻.

In conclusion we have developed a mild, catalytic Beckmann rearrangement employing a calcium(II) catalyst. Our system is tolerant of a range of functionalities pertinent to natural product synthesis and medicinal chemistry, as well as allowing the use of acid labile moieties. The synthetic utility of the reaction has been demonstrated, and we show that the reaction is amenable to one pot. We propose a plausible mechanism based on preliminary investigations, with further detailed studies underway.



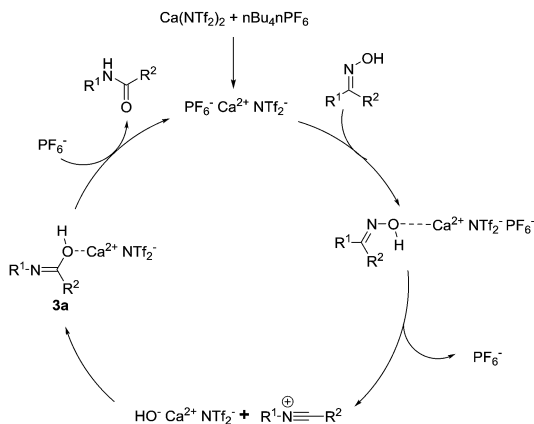


Fig. 1 Plausible catalytic pathway.

The SGC is a registered charity (number 1097737) that receives funds from AbbVie, Bayer, Boehringer Ingelheim, the Canada Foundation for Innovation, the Canadian Institutes for Health Research, Genome Canada, GlaxoSmithKline, Janssen, Lilly Canada, the Novartis Research Foundation, the Ontario Ministry of Economic Development and Innovation, Pfizer, Takeda, and the Wellcome Trust [092809/Z/10/Z]. MGM wishes to thank MMU for startup funding.

Conflicts of interest

There are no conflicts to declare.

Notes and references

- (a) R. E. Gawley, in *Organic Reactions*, John Wiley & Sons, Inc., 1988, vol. 35, p. 1; (b) J. Y. Shin, D. J. Jung and S.-G. Lee, *ACS Catal.*, 2013, **3**, 525–528.
- L. De Luca, G. Giacomelli and A. Porcheddu, *J. Org. Chem.*, 2002, **67**, 6272–6274.

- Y. Furuya, K. Ishihara and H. Yamamoto, *J. Am. Chem. Soc.*, 2005, **127**, 11240–11241.
- M. Hashimoto, Y. Obora, S. Sakaguchi and Y. Ishii, *J. Org. Chem.*, 2008, **73**, 2894–2897.
- R. S. Ramón, J. Bosson, S. Díez-González, N. Marion and S. P. Nolan, *J. Org. Chem.*, 2010, **75**, 1197–1202.
- S. Chandrasekhar and K. Gopalaiah, *Tetrahedron Lett.*, 2003, **44**, 755–756.
- C. Ramalingam and Y.-T. Park, *J. Org. Chem.*, 2007, **72**, 4536–4538.
- N. C. Ganguly and P. Mondal, *Synthesis*, 2010, 3705–3709.
- P. S. Mahajan, V. T. Humne, S. D. Tanpure and S. B. Mhaske, *Org. Lett.*, 2016, **18**, 3450–3453.
- V. P. Srivastava, A. K. Yadav and L. D. S. Yadav, *Synlett*, 2014, 665–670.
- Y. Yan, Z. Zhang, Y. Wan, G. Zhang, N. Ma and Q. Liu, *J. Org. Chem.*, 2017, **82**, 7957–7963.
- S. Harder, *Chem. Rev.*, 2010, **110**, 3852–3876.
- (a) J.-M. Begouin, F. Capitta, X. Wu and M. Niggemann, *Org. Lett.*, 2013, **15**, 1370–1373; (b) S. Gao, T. Stopka and M. Niggemann, *Org. Lett.*, 2015, **17**, 5080–5083; (c) V. J. Meyer, C. Ascheberg and M. Niggemann, *Chem. – Eur. J.*, 2015, **21**, 6371–6374; (d) V. J. Meyer and M. Niggemann, *Eur. J. Org. Chem.*, 2011, 3671–3674; (e) M. Niggemann and M. J. Meel, *Angew. Chem., Int. Ed.*, 2010, **49**, 3684–3687; (f) T. Stopka and M. Niggemann, *Org. Lett.*, 2015, **17**, 1437–1440.
- (a) S. Kobayashi and Y. Yamashita, *Acc. Chem. Res.*, 2011, **44**, 58–71; (b) S. Kobayashi, T. Tsubogo, S. Saito and Y. Yamashita, *Org. Lett.*, 2008, **10**, 807–809; (c) S. Shimizu, T. Tsubogo, P. Xu and S. Kobayashi, *Org. Lett.*, 2015, **17**, 2006–2009; (d) T. Tsubogo, Y. Kano, K. Ikemoto, Y. Yamashita and S. Kobayashi, *Tetrahedron: Asymmetry*, 2010, **21**, 1221–1225; (e) T. Tsubogo, S. Saito, K. Seki, Y. Yamashita and S. Kobayashi, *J. Am. Chem. Soc.*, 2008, **130**, 13321–13332; (f) T. Tsubogo, Y. Yamashita and S. Kobayashi, *Angew. Chem., Int. Ed.*, 2009, **48**, 9117–9120; (g) T. Tsubogo, Y. Yamashita and S. Kobayashi, *Top. Catal.*, 2014, **57**, 935–939.
- (a) M. C. Martin, M. J. Sandridge, C. W. Williams, Z. A. Francis and S. France, *Tetrahedron*, 2017, **73**, 4093; (b) M. J. Sandridge and S. France, *Org. Lett.*, 2016, **18**, 4218–4221.
- S. P. Morcillo, M. Presset, S. Floquet, V. Coeffard, C. Greck, C. Bour and V. Gandon, *Eur. J. Org. Chem.*, 2016, 2688–2694.
- B. V. Yang, M. Goldsmith and J. P. Rizzi, *Tetrahedron Lett.*, 1994, **35**, 3025–3028.
- R. R. Wilkening, R. W. Ratcliffe, G. A. Doss, R. T. Mosley and R. G. Ball, *Tetrahedron*, 1997, **53**, 16923–16944.
- (a) B.-X. Tian, N. An, W.-P. Deng and L. A. Eriksson, *J. Org. Chem.*, 2013, **78**, 6782–6785; (b) R. Akimoto, T. Tokugawa, Y. Yamamoto and H. Yamataka, *J. Org. Chem.*, 2012, **77**, 4073–4078.

