

	Week 1	s.d. week 1	Week 3	s.d. week 3	Dif. Means	Dif. s.d	Sig.
Interest	7.85	1.77	8.07	1.35	+0.22	-0.42	0.277
Connected	7.31	1.72	7.86	1.56	+0.55	-0.16	*0.001
Happy	7.4	1.69	7.92	1.37	+0.52	-0.32	*0.017
Satisfied	7.64	1.79	8.00	1.40	+0.36	-0.39	0.169

Table 1

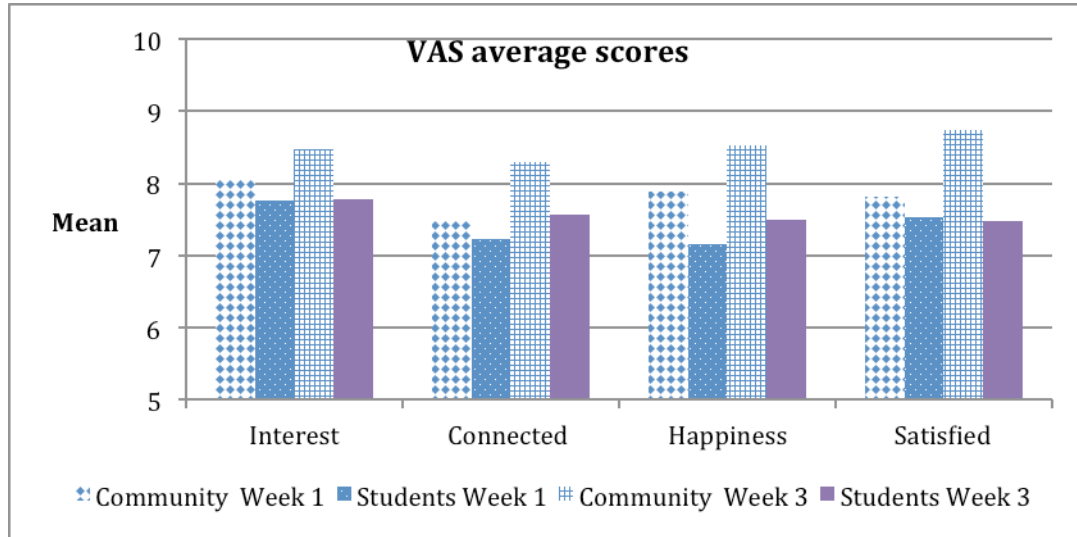


Figure 1

Aspect	Community	Students
Interested	0.212	0.620
Connected	*0.003	*0.003
Happiness	*0.038	0.161
Satisfied	*0.011	0.565

Table 2

Affect	Wk 1 mean	Wk 1 s.d.	Wk 3 mean	Wk 3 s.d.	Diff means	Diff s.d.	Sig.
Attentive	3.79	0.87	3.84	0.86	0.05	-0.01	.569
Interested	4.30	0.84	4.26	0.79	-0.04	0	.089
Alert	3.56	0.90	3.71	0.92	0.15	0.02	.911
Excited	3.60	1.08	3.39	1.04	-0.21	-0.04	.146
Enthusiastic	3.88	0.91	3.74	1.03	-0.14	0.12	*.01
Strong	3.48	1.09	3.88	0.86	0.40	-0.23	*.00
Inspired	3.52	1.05	3.70	0.89	0.18	-0.16	.961
Active	4.07	0.85	3.98	0.91	-0.90	0.06	.753
Proud	3.06	1.40	3.57	1.20	0.51	-0.20	.137
Determined	3.80	1.00	3.98	1.10	0.18	0.10	.875

Table 3

Affect	Wk 1 mean	Wk 1 s.d.	Wk 3 mean	Wk 3 s.d.	Diff means	Diff s.d.	Sig.
Distressed	1.24	0.59	1.34	0.79	0.1	0.2	.078
Jittery	1.28	0.64	1.33	0.92	0.05	0.28	.512
Guilty	1.2	0.77	1.13	0.58	-0.07	-0.19	*.041
Afraid	1.19	0.47	1.09	0.35	-0.1	-0.12	.083
Irritable	1.51	0.86	1.67	1.05	0.16	0.19	.985
Ashamed	1.11	0.50	1.12	0.55	0.01	0.05	1.00
Scared	1.19	0.43	1.15	0.57	-0.04	0.14	.109
Hostile	1.22	0.61	1.24	0.73	0.02	0.12	.815
Nervous	1.48	0.79	1.3	0.75	-0.18	-0.04	*.030
Upset	1.13	0.39	1.27	0.65	0.14	0.26	.417

Table 4.

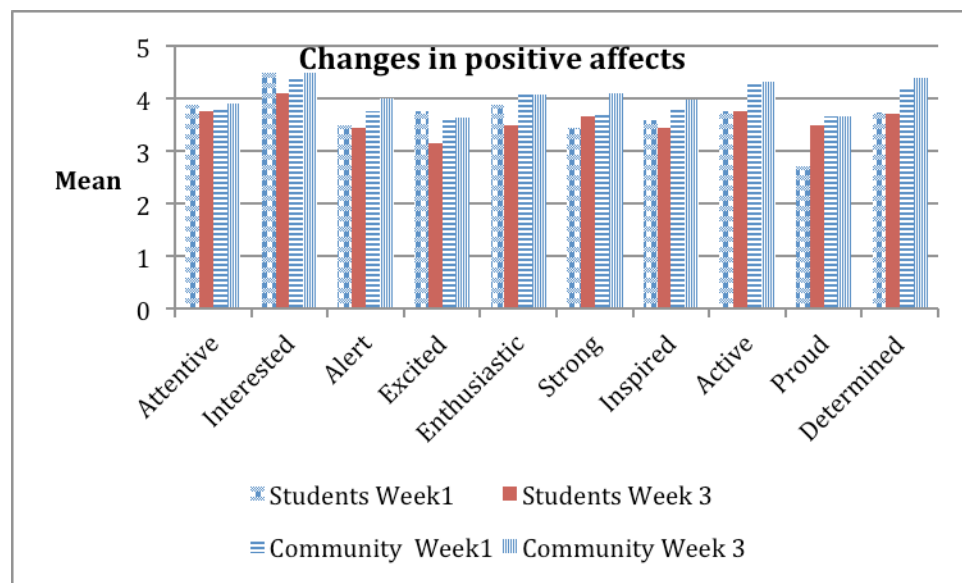


Figure 2

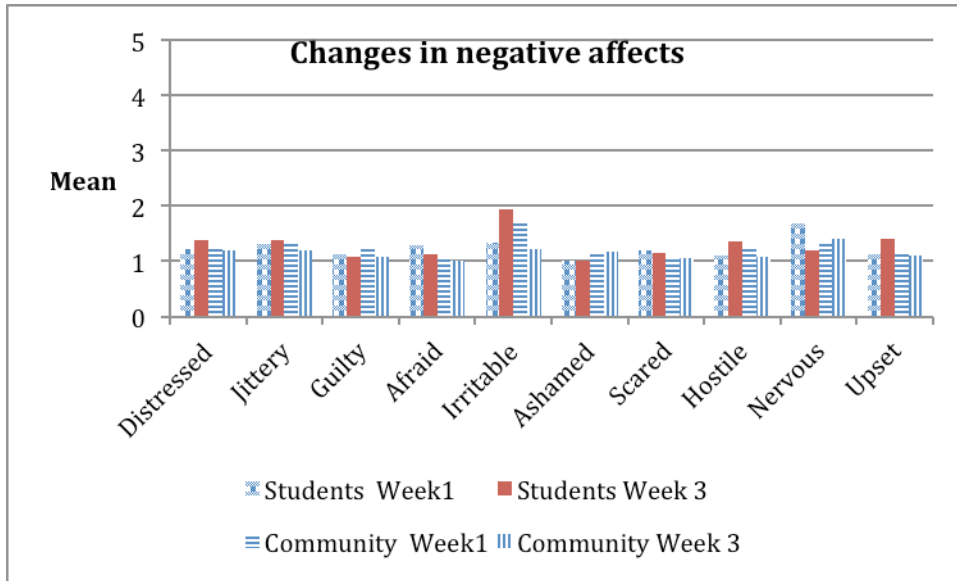


Figure 3