

**Please cite the Published Version**

Gutmann Roberts, C and Britton, JR (2018) Quantifying trophic interactions and niche sizes of juvenile fishes in an invaded riverine cyprinid fish community. *Ecology of Freshwater Fish*, 27 (4). pp. 976-987. ISSN 0906-6691

**DOI:** <https://doi.org/10.1111/eff.12408>

**Publisher:** Wiley

**Version:** Supplemental Material

**Downloaded from:** <https://e-space.mmu.ac.uk/621422/>

**Usage rights:** © In Copyright

**Additional Information:** This is an Author Accepted Manuscript of a paper in *Ecology of Freshwater Fish*, published by and copyright Wiley.

**Enquiries:**

If you have questions about this document, contact [openresearch@mmu.ac.uk](mailto:openresearch@mmu.ac.uk). Please include the URL of the record in e-space. If you believe that your, or a third party's rights have been compromised through this document please see our Take Down policy (available from <https://www.mmu.ac.uk/library/using-the-library/policies-and-guidelines>)

Table S1. Number (N) of larval and juvenile fish utilised for dietary analysis for 0+ fish (*Barbus barbus*, *Squalius cephalus*, *Phoxinus phoxinus* and *Leuciscus leuciscus*) at Site 1, 2 and 3, River Teme. Fish classed as larval stages L3, L4, L5 or juvenile (J).

	Site	Survey date	N	L3	L4	L5	J
<i>B. barbus</i>	1	07/07	19	4	4	10	1
		23/07	30		8	4	18
		04/08	30			2	28
		20/08	30				30
		08/09	30				30
		<b>TOTAL</b>	<b>139</b>	<b>4</b>	<b>12</b>	<b>16</b>	<b>107</b>
	2	08/07	30		1	29	
		23/07	30				30
		04/08	30				30
		20/08	30				30
		08/09	30				30
		<b>TOTAL</b>	<b>150</b>		<b>1</b>	<b>29</b>	<b>120</b>
	3	08/07	30		2	18	10
		23/07	30			2	28
		04/08	30		1	1	28
20/08		30				30	
08/09		14				14	
<b>TOTAL</b>		<b>134</b>		<b>3</b>	<b>21</b>	<b>110</b>	
<i>S. cephalus</i>	1	07/07	11		5	6	
		04/08	20			4	16
		08/09	20				20
		<b>TOTAL</b>	<b>51</b>		<b>5</b>	<b>10</b>	<b>36</b>
	2	08/07	20		4	16	
		04/08	15		1		14
		08/09	18				18
	<b>TOTAL</b>	<b>53</b>		<b>5</b>	<b>16</b>	<b>32</b>	
	3	08/07	4			4	
04/08		20				20	
08/09		20			1	19	
05/10		20				20	
<b>TOTAL</b>	<b>64</b>			<b>5</b>	<b>59</b>		
<i>P. phoxinus</i>	1	07/07	20				20
		04/08	20				20
		08/09	20				20
		<b>TOTAL</b>	<b>60</b>				<b>60</b>
	2	08/07	20				20
		04/08	20				20
		08/09	20				20
		<b>TOTAL</b>	<b>60</b>				<b>60</b>
	3	08/07	11				11
		04/08	20				20
		08/09	20				20
		05/10	20				20
<b>TOTAL</b>	<b>71</b>				<b>71</b>		
<i>L. leuciscus</i>	3	08/07	20				20
		04/08	20				20
		08/09	20				20
		05/10	20				20
		<b>TOTAL</b>	<b>80</b>				<b>80</b>

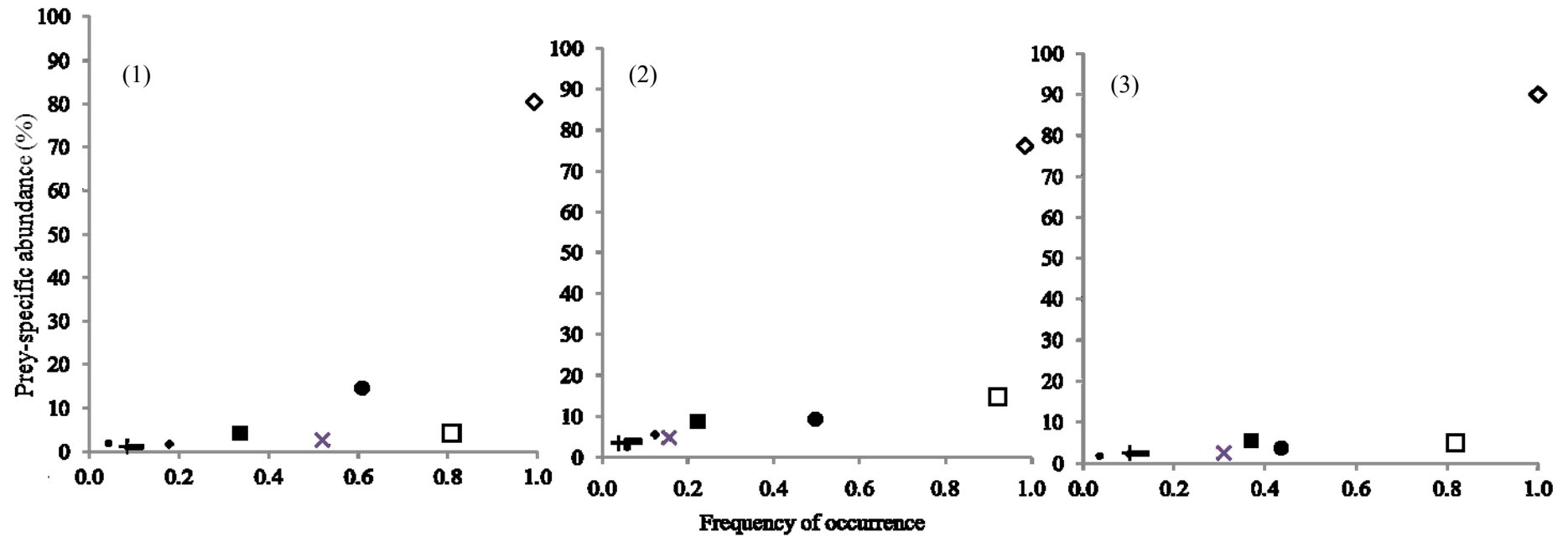


Figure S1. Feeding strategy plots for 0+ *Barbus barbus* by site (1), (2) and (3) on the River Teme. Points represent prey categories: Aufwuchs (□); chironomid larvae (◇); winged insects (×); copepod (■); Cladocera (●); nymphs (+); water arachnids (—); caddisfly larvae (◆) and beetle larvae (•)

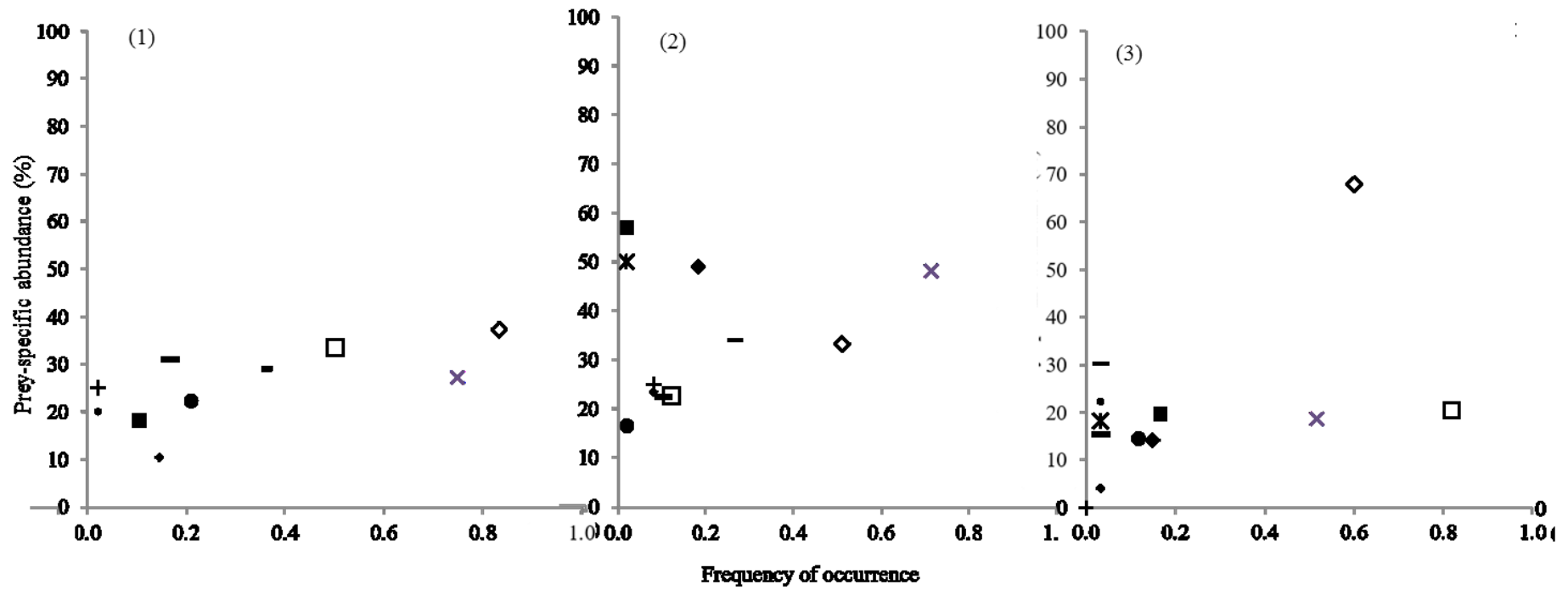


Figure S2. Feeding strategy plots for 0+ *Squalius cephalus* by site (1), (2) and (3) on the River Teme. Points represent prey categories: Aufwuchs (□); chironomid larvae (◇); winged insects (×); copepod (■); Cladocera (●); nymphs (+); water arachnids (—); caddisfly larvae (◆); beetle larvae (●); hemipteroid assemblage (-); chalcid wasp (✱) and saucer bug (◆)

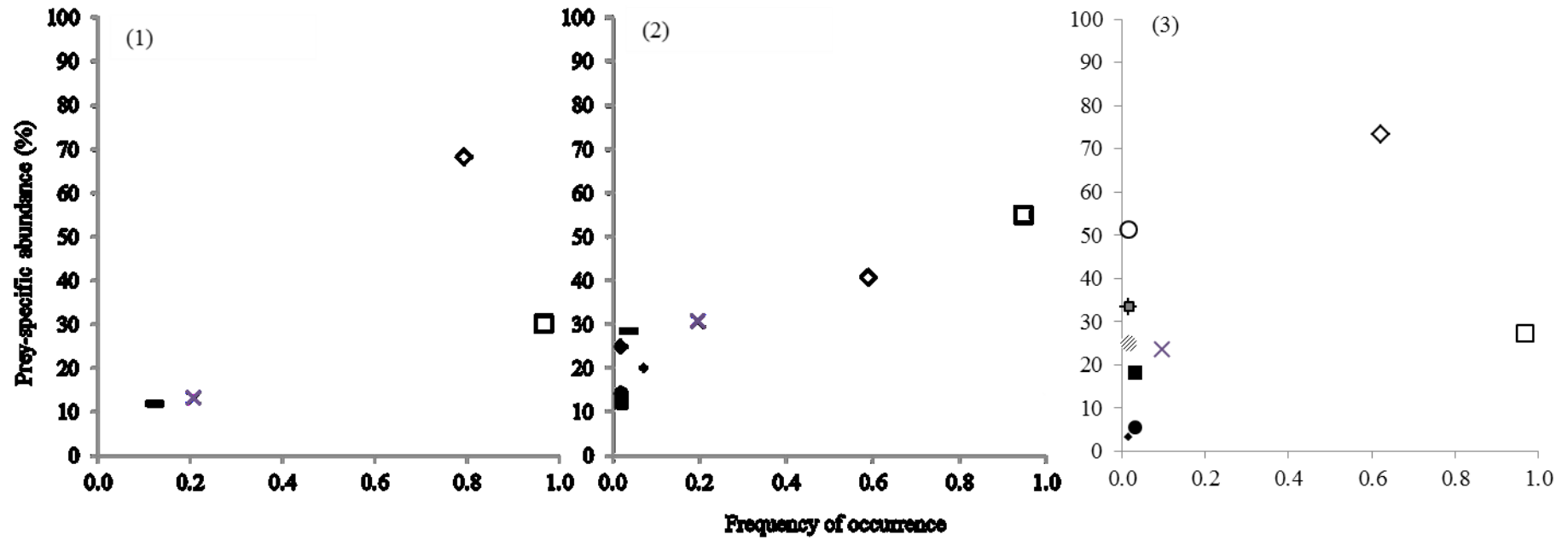


Figure S3. Feeding strategy plots for 0+ *Phoxinus phoxinus* by site (1), (2) and (3) on the River Teme. Points represent prey categories: Aufwuchs (□); chironomid larvae (◇); amphipod (▣); winged insects (×); copepod (■); Cladocera (●); nymphs (+); water arachnids (—); caddisfly larvae (♦); beetle (◆); hemipteroid assemblage (⚡); seed/spore (○)